

SUZIE-QUE — BENETEAU



Builder: BENETEAU

Year Built: 1999

Model: Cruising Sailboat

Price: \$33,800 USD

Location: United States

LOA: 28' 7" (8.71mm)

Beam: 9.41

Max Draft: 3' 10" (1.17mm)

Our experienced yacht broker, Andrey Shestakov, will help you choose and buy a yacht that best suits your needs **Suzie-Que — BENETEAU** from our catalogue. Presently, at Shestakov Yacht Sales Inc., we have a wide variety of yachts available on our sale's list. We also work in close contact with all the big yacht manufacturers from all over the world.

If you would like to buy a yacht **Suzie-Que — BENETEAU** or would like help answering any questions concerning purchasing, selling or chartering a yacht, please call **+1(954)274-4435**

TABLE OF CONTENTS

| | |
|------------------------------|----|
| TABLE OF CONTENTS | 2 |
| SPECIFICATIONS | 4 |
| Overview | 4 |
| Basic Information | 4 |
| Dimensions | 4 |
| Speed, Capacities and Weight | 4 |
| Accommodations | 4 |
| Hull and Deck Information | 5 |
| Engine Information | 5 |
| PHOTOS | 6 |
| 2 | 6 |
| 3 | 6 |
| 4 | 6 |
| 5 | 6 |
| 6 | 7 |
| 7 | 7 |
| 8 | 7 |
| 9 | 7 |
| 10 | 8 |
| 11 | 8 |
| 12 | 8 |
| 13 | 8 |
| 14 | 9 |
| 15 | 9 |
| 16 | 9 |
| 17 | 9 |
| 18 | 10 |
| 19 | 10 |

| | |
|-----------------|-----------|
| 21 | 10 |
| 20 | 10 |
| 22 | 11 |
| 23 | 11 |
| 25 | 11 |
| 24 | 11 |
| 26 | 12 |
| 27 | 12 |
| 28 | 12 |
| 29 | 12 |
| 30 | 13 |
| 31 | 13 |
| 32 | 13 |
| 33 | 13 |
| 34 | 14 |
| 35 | 14 |
| 37 | 14 |
| 36 | 14 |
| 38 | 15 |
| CONTACTS | 16 |
| Contact details | 16 |
| Telephones | 16 |
| Office hours | 16 |
| Address | 16 |

SPECIFICATIONS

Overview

The Beneteau Oceanis 281 redefined cruising boats throughout the world and is one of the most popular sail boats ever made. Built with highest boat building standards to ensure safety, longevity, and a sound investment. Sailing is a breeze with the standard furling genoa and full battened main with lazyjacks. Everything has been well thought out from the lines from the run neatly back to the cockpit to the convenient walk-through transom with swim platform to make the sailing experience easy. Below the deck is a warm varnished cherry interior with a spacious main salon and galley. The interior has great lighting and good ventilation with portholes that open. The aft cabin is enormous and a pleasure to retire to after a day of sailing.

Basic Information

Category: Cruising Sailboat

Model Year: 1999

Year Built: 1999

Country: United States

Dimensions

LOA: 28' 7" (8.71mm)

LWL: 24' 3" (7.39mm)

Beam: 9.41

Max Draft: 3' 10" (1.17mm)

Speed, Capacities and Weight

Water Capacity: 50 Gallons

Fuel Capacity: 8 Gal Gallons

Accommodations

Total Cabins: 2

Total Berths: 6

Total Heads: 1

Hull and Deck Information

Hull Material: Fiberglass

Engine Information

Engines: 1

Manufacturer: Yanmar

Engine Type: Inboard

Fuel Type: Diesel

PHOTOS

2



3



4



5



6



7



8



9



10



11



12



13



14



15




16



17



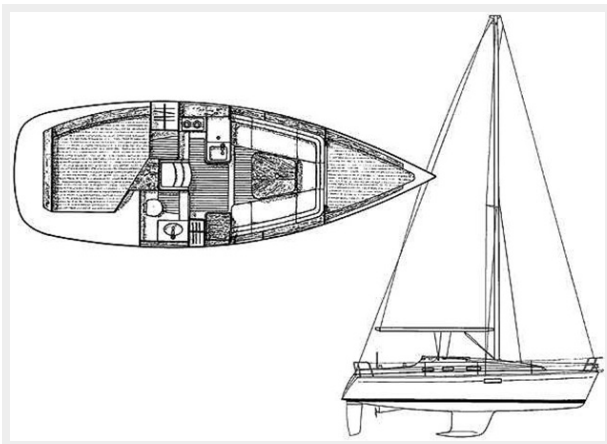
18




19



20



21

BENETEAU  OCEANIS


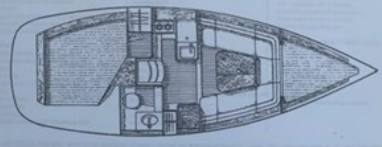
281

SPECIFICATIONS

| | | |
|-----------------------|-------------|-------------|
| Designer | Group | Feet |
| L.O.A. | 24' 0" | 8.70 m |
| L.W.L. | 24' 3" | 7.38 m |
| Max. Beam | 9' 0" | 2.80 m |
| Chart. head height | 4' 0" | 1.23 m |
| Displacement | 5,732 lbs | 2600 kg |
| Ballast | 1875 lbs | 760 kg |
| Sail Area (100%) | 241 sq. ft. | 22.28 sq. m |
| Engines | 18 hp | |
| Fuel | 8 gal. | 30 L |
| Water | 50 gal. | 189 L |
| Max. fit crew w/water | 38' 8" | 11.74 m |

RIG DIMENSIONS

| | | |
|---------------------|----------|---------|
| I | 27' 4" | 10.14 m |
| J | 10' 1" | 3.09 m |
| Classic Mast | P 29' 0" | 8.8 m |
| Roller Furling Mast | P 28' 4" | 8.6 m |
| E | 11' 8" | 3.46 m |

22

| SPECIFICATIONS | | OCEANIS 281 |
|---|--|---|
| Includes all standard equipment listed below, F.O.B. East Coast P.O.E. | | |
| <p>CONSTRUCTION: HULL: Laminated G.R.P. hull with internal fiberglass hull liner, reinforced with unidirectional roving. DECK: Teak varnish for offshore use, formaldehyde free resin. Check floor for excellent insulation and easy maintenance. WET/DRY COCKPIT: Reinforced epoxy bonded fiberglass.</p> <p>DECK EQUIPMENT: Overhead Bimini, anodized aluminum with anodized roller and built-in berths with rollers. Self locking anchor locker with coil and handle. Anodized aluminum brackets, bilgeheads with rollers at aft end of berths. Storage area cockpit with stainless navigation light, stainless door above angle. Cabin sole plate stainless 2" high double berths with leg plates. 4 mooring cleats. Coat hanging cabinet with stainless seat opening to stern platform. Bait locker. Vibracore handle pedestal. Compass: 1 sea probe (Lunar size 30) operating accuracy 0.5 SW, 10 SW, 1, 5 and depth (0.2, 0.5, 10, 20, 100, 400 ft) of the read. Overhead locker: 2 Lunar size 4 opening, 2 Lunar size 2 (0.5, 1) opening and 1 opening (0.5, 1, 2, 4, 14, 10"). Chest: 1 Lunar size 2 opening (0.5, 1, 2, 4, 14, 10"). Liner: 1 Lunar size 2 opening (0.5, 1, 2, 4, 14, 10"). Fiberglass companionway entry locker with built-in seat. Insulated porta locker along cabin sole. Moulded seat. Ventilator compartment entry berths. Two Lunar 20 and 10 leg plate door, stainless. Dome light, Fuel filter deck Biling, Filter for deck Biling. Portable cooling system with 2" stainless steel wheel and stainless fan blades. Dome locker. One 3-quart rack organizer and 4 bin organizers. One Lunar 8 bilge kit. Teak indoor cockpit seats.</p> <p>RIGGING: Anodized stainless steel and brass. 1 set of mast with compression spreader at 10 degrees. Genoa halye. Dishless steel 1 x 18 stainless rigging. Pistol. Double backstay. Upper shrouds. Lower shrouds. Carbon fiber pulley and clewline light.</p> | <p>REARBER RIGGING: Hinged forward. Single entry. Starboard. Genoa sheets. Main boom hoisting lift. 2 masthead halyards. Masthead outhaul. Genoa roller halyard lift. Stays. Stern full battened mast with key jacks and wires. 100% fulling gear with anti UV band. Self-heal.</p> <p>ACCOMMODATIONS: COMPACTIONWAY: Masthead: 6.7' Stair pressure: Phingas hatch cover for cabin lighting. Main deck with ventilation. Two berths. Removable steps, for engine access. Polyester steps with non-slip strips.</p> <p>SALON: Headroom: 6.7' Liner table with an fixed pedestal with full deck with. Deck seat. Cabinet. Stainless steel seat support. Moulded stainless steel. Insulation hatch for access to mast cabin. Moulded backrests.</p> <p>WALK STAYDOWN: Headroom: 6.7' Liner table with an fixed pedestal with full deck with. Deck seat. Cabinet. Stainless steel seat support. Moulded stainless steel. Insulation hatch for access to mast cabin. Moulded backrests.</p> | <p>AFT CABIN TO PORT: Headroom: 5' 0" Diagonal double berth (6' 7" x 5' 0"). Chest along the length of the hull. Mooring locker. Storage cabinet built. Hatch open with safety. Access to engine and bilge kit.</p> <p>2 BERTH COCKPIT: Headroom: 5' 11" Mooring locker. Liner. Polyester wash berth. Pressurized hot and cold water shower. Made for full insulation gear. Trawl berths. Overhead light with switch. Tiller accessories. Holding tank.</p> <p>FORWARD CABIN: Berth (6' 7" x 4' 7") underberth. Locker along the length of the hull. 1 Halyard seat.</p> <p>MECHANICAL EQUIPMENT: Engine: 150P 2 cylinder diesel. Fuel injection. Fuel tank: 8 gal. Engine control panel in cockpit with Phingas control. Fuel pump. Engine alternator control in cockpit. Stainless steel generator: 14 x 10. Soundproof engine compartment. Safety wiring, battery box.</p> <p>MECHANICALS: Masthead: 6.7'. 1 set mast with compression spreader for instruments. 3-point electrical panel. Halyard lift.</p> <p>GALLEY: Headroom: 6.7'. Deck top. Pressurized hot & cold water. Liner berthfront sink. Bilge basket. Cabin stove. Dish rack. Polyester ice box with 1.2 refrigerant. 2 burner gas cooktop installed below with protruding 18 gauge. Storage. Moulded berths. Hatch open. Hatch open: stainless berths (20 gal.).</p> <p>AVAILABLE OPTION: • In-cabin roller fishing manual.</p> |

24



23




25



26



27



28



29



30



31



32




33



34



35



36



37



38



CONTACTS

Andrey Shestakov, leading yacht broker of the sales department of Shestakov Yacht Sales Inc. Shestakov Yacht Sales Inc., the official representative of the Miami/Fort Lauderdale FL headquarters.

Contact details

Email: andrey@shestakovyachtsales.com

Web: shestakovyachtsales.com/en/

Telephones

USA: +1(954)274-4435

Office hours

Monday – Saturday: **9:00 - 21:00** EDT

Sunday: **closed**

Address



Harbour Towne Marina, 850 NE 3rd St,
STE 213, Dania, FL 33004