

EAGLE'S LAIR — MAINSHIP



Builder: MAINSHIP

Year Built: 2000

Model: trawler

Price: \$58,900 USD

Location: United States

LOA: 32' 3" (9.83mm)

Beam: 10.25

Min Draft: 2' 11" (0.89mm)

Cruise Speed: 13 Knots Kts. (15 MPH)

Our experienced yacht broker, Andrey Shestakov, will help you choose and buy a yacht that best suits your needs **Eagle's Lair — MAINSHIP** from our catalogue. Presently, at Shestakov Yacht Sales Inc., we have a wide variety of yachts available on our sale's list. We also work in close contact with all the big yacht manufacturers from all over the world.

If you would like to buy a yacht **Eagle's Lair — MAINSHIP** or would like help answering any questions concerning purchasing, selling or chartering a yacht, please call **+1(954)274-4435**

TABLE OF CONTENTS

TABLE OF CONTENTS	2
SPECIFICATIONS	5
Overview	5
Basic Information	5
Dimensions	6
Speed, Capacities and Weight	6
Accommodations	6
Hull and Deck Information	6
Engine Information	6
PHOTOS	7
2	7
3	7
4	7
5	7
6	8
7	8
8	8
9	8
10	8
11	8
12	9
13	9
14	9
15	9
16	9
17	9
18	10
19	10

20	10
21	10
22	10
23	10
24	11
25	11
26	11
27	11
28	11
29	11
30	12
31	12
32	12
33	12
34	12
35	12
36	13
37	13
38	13
39	13
40	13
41	13
42	14
43	14
44	14
45	14
46	14
47	14
48	15

49	15
50	15
51	15
52	15
53	15
54	16
CONTACTS	17
Contact details	17
Telephones	17
Office hours	17
Address	17

SPECIFICATIONS

Overview

Affordable cruiser with a well-planned layout is one of Mainship's best selling models. Economical operation burning only 3.5gph at 13kts, comfortable ride with a compact cabin with full galley, stand-up head, and sleeps two inside and 2 on Helm Deck. The Mainship Pilot 30 is at home on the Chesapeake as well as in the Bahamas or the San Juan Islands. The full protection of the sand shoe design allows for beaching and running in shallow water. The full keel provides excellent stability in a beam sea while allowing the boat to track like it was on rails. The classic down-east look is enhanced by the sturdy low-maintenance aluminum bow and safety rails. Whether the purpose is to fish, dive or cruise, this Pilot 30 can fit the bill. The elongated cockpit allows for plenty of anglers, and the wide covering boards will accept a battalion of rod holders. A freshwater washdown and swim platform with a ladder will please the divers. The bridgedeck settees will double as extra bunks for the overflow of family and friends or as just a great place to tune up a tan. In the cabin, large V-berths double as a dinette and the mid-seats provide a great place to relax with a good book. The cherry trimmed galley comes complete with a 1 burner range, a refrigerator, a sink and even an icebox. Storage is plentiful, while light and ventilation is provided by six screened portlights and an overhead hatch. The large head boasts a Corian counter, an electric toilet and an integral shower, plus dry storage and a mirror. The single diesel will propel the Pilot 30 at a pleasant turn of speed while providing a truly economical rate of consumption. The exterior needs only soap and water and some waxing to maintain the sheen of the gelcoat. The Pilot 30 is ergonomically designed to give the captain an excellent vantage point to observe surroundings and to pilot in safety. The helm station offers plenty of space to accept all kinds of electronics including the joystick operated bow-thruster. Sliding helm and companion seats make the cruising even more comfortable. You will not see a nicer 2000 anywhere, She the closest to turn key that I have seen in a long time, 210hp Cummins 6BT5.9, A/C, Thruster, Windlass, Electronics, Too Many Upgrades to List.

Basic Information

Category: trawler

Sub Category: Pilothouse

Model Year: 2000

Year Built: 2000

Country: United States

Dimensions

LOA: 32' 3" (9.83mm)

LWL: 32' (9.75mm)

Beam: 10.25

Min Draft: 2' 11" (0.89mm)

Speed, Capacities and Weight

Cruise Speed: 13 Knots Kts. (15 MPH)

Water Capacity: 40 Gallons

Holding Tank: 13 Gal Gallons

Fuel Capacity: 145 Gal Gallons

Accommodations

Total Cabins: 1

Total Berths: 3

Total Heads: 1

Hull and Deck Information

Hull Material: Fiberglass

Hull Configuration: Semi-Displacement

Engine Information

Engines: 1

Manufacturer: Cummins

Engine Type: Inboard


Fuel Type: Diesel

PHOTOS

2



3




4



5



6



7



8



9



10



11



12



13



14



15



16



17



18



19



20



21



22



23



24



25



26




27



28



29



30



31



32



33



34



35



36



37



38



39



40



41



42




43



44



45



46



47



48



49



50



51



52



53



54



CONTACTS

Andrey Shestakov, leading yacht broker of the sales department of Shestakov Yacht Sales Inc. Shestakov Yacht Sales Inc., the official representative of the Miami/Fort Lauderdale FL headquarters.

Contact details

Email: andrey@shestakovyachtsales.com

Web: shestakovyachtsales.com/en/

Telephones

USA: +1(954)274-4435

Office hours

Monday – Saturday: **9:00 - 21:00** EDT

Sunday: **closed**

Address



Harbour Towne Marina, 850 NE 3rd St,
STE 213, Dania, FL 33004