

LUCHY — SEA RAY



Builder: SEA RAY

Year Built: 1995

Model: high performance

Price: \$398,000 USD

Location: United States

LOA: 63' (19.2mm)

Beam: 15.75

Min Draft: 3' 8" (1.12mm)

Max Draft: 3' 11" (1.19mm)

Cruise Speed: 35 Knots Kts. (40 MPH)

Max Speed: 45 Knots Kts. (52 MPH)

Our experienced yacht broker, Andrey Shestakov, will help you choose and buy a yacht that best suits your needs **LUCHY — SEA RAY** from our catalogue. Presently, at Shestakov Yacht Sales Inc., we have a wide variety of yachts available on our sale's list. We also work in close contact with all the big yacht manufacturers from all over the world.

If you would like to buy a yacht **LUCHY — SEA RAY** or would like help answering any questions concerning purchasing, selling or chartering a yacht, please call **+1(954)274-4435**

TABLE OF CONTENTS

TABLE OF CONTENTS	2
SPECIFICATIONS	5
Overview	5
Basic Information	5
Dimensions	5
Speed, Capacities and Weight	6
Accommodations	6
Hull and Deck Information	6
Engine Information	6
PHOTOS	7
1995 SEA RAY 63 PROFILE	7
1995 SEA RAY 63 LIFT PROFILE 2	7
1995 SEA RAY 63 LIFT PROFILE	7
1995 SEA RAY 63 STARBOARD SIDE	7
1995 SEA RAY 63 TRANSOM	7
1995 SEA RAY 63 FORWARD DECK	7
1995 SEA RAY 63 ARNESON SURFACE DRIVES	8
1995 SEA RAY 63 COCKPIT 2	8
1995 SEA RAY 63 COCKPIT DINING	8
1995 SEA RAY 63 COCKPIT	8
1995 SEA RAY 63 AFT SUNPAD	8
1995 SEA RAY 63 COCKPIT AREA	8
1995 SEA RAY 63 DRIVING AREA	9
1995 SEA RAY 63 DRIVING AREA 2	9
1995 SEA RAY 63 HELM CONTROL PANEL 2	9
1995 SEA RAY 63 COVERS	9
1995 SEA RAY 63 HELM	9
1995 SEA RAY 63 HELM 2	9

1995 SEA RAY 63 HELM CONTROL PANEL	10
1995 SEA RAY 63 GENERATOR CONTROL	10
1995 SEA RAY 63 SALON	10
1995 SEA RAY 63 SALON BAR	10
1995 SEA RAY 63 SALON STARBOARD SOFA	10
1995 SEA RAY 63 SALON ENTERTAINMENT CENTER	10
1995 SEA RAY 63 GALLEY AND SALON	11
1995 SEA RAY 63 GALLEY	11
1995 SEA RAY 63 GALLEY BAR	11
1995 SEA RAY 63 GALLEY 2	11
1995 SEA RAY 63 COMPANIONWAY	11
1995 SEA RAY 63 MASTE STATEROOM	11
1995 SEA RAY 63 MASTER STATEROOM 2	12
1995 SEA RAY 63 AFT HEAD	12
1995 SEA RAY 63 DAY HEAD	12
1995 SEA RAY 63 GUEST HEAD	12
1995 SEA RAY 63 LAUNDRY	12
1995 SEA RAY 63 GUEST STATEROOM	12
1995 SEA RAY 63 BREAKER PANEL	13
1995 SEA RAY 63 CATERPILLAR	13
1995 SEA RAY 63 ALTERNATOR	13
1995 SEA RAY 63 ASD COUPLER 2	13
1995 SEA RAY 63 ASD COUPLER	13
1995 SEA RAY 63 ENGINE EXHAUST	13
1995 SEA RAY 63 ENGINE ROOM 2	14
1995 SEA RAY 63 ENGINE ROOM 3	14
1995 SEA RAY 63 ENGINE ROOM 4	14
1995 SEA RAY 63 ENGINE ROOM 5	14
1995 SEA RAY 63 ENGINE ROOM EQUIPMENT	14

1995 SEA RAY 63 ENGINE ROOM	14
1995 SEA RAY 63 GENERATOR EXHAUST	15
1995 SEA RAY 63 GENERATOR	15
CONTACTS	16
Contact details	16
Telephones	16
Office hours	16
Address	16

SPECIFICATIONS

Overview

LUCHY is one of the best kept surface drive 63 Sea Ray Sundancers available today and her 2 large staterooms provide generous accommodations. The cockpit provides plenty of room for guests, offering a circular seating area with fiberglass dining table, two aft-facing wraparound lounge seats, a raised sun pad, an entertainment center with wet bar and storage, and a transom door leading to the swim platform. The helm - with hydraulic steering and throttle controls, backlit instrumentation, and room for a wealth of optional electronics - is designed for easy owner operation. Luchy has a VIP amidships large guest stateroom with private ensuite head and the galley includes custom-molded counter tops and a Blanco sink with sculptured Moen faucet, a flush-mounted Sub Zero refrigerator and freezer with ice maker, custom four-burner electric stove, and built-in microwave - browning oven. To port the dinette area features a circular lounge with a custom table and cushion that converts to a double bed. Forward, the master stateroom is dominated by a queen-size island bed. The surface-drive propulsion system in the 630 DA precludes an aft cabin, but more than compensates with the spacious guest cabin aft to starboard under the cockpit. Sea Ray has outfitted this 630 Sundancer with twin Arneson Surface-Drives to eliminate all underwater appendages. The result is a 50 percent decrease in drag, which gives the boat quicker acceleration, a higher overall speed, and improved fuel economy for a longer cruising range. Shallow water capabilities are also increased with the elimination of underwater drive-shafts, struts, and rudders. The Arneson Surface-Drives are coupled to twin 1200HP 3412 CATS, to provide speed and dependability.

Basic Information

Category: high performance

Sub Category: High Performance

Model Year: 1995

Year Built: 1995

Country: United States

Dimensions

LOA: 63' (19.2mm)

Beam: 15.75

Min Draft: 3' 8" (1.12mm)

Max Draft: 3' 11" (1.19mm)

Speed, Capacities and Weight

Cruise Speed: 35 Knots Kts. (40 MPH)

Max Speed: 45 Knots Kts. (52 MPH)

Water Capacity: 200 Gallons

Holding Tank: 65 Gal Gallons

Fuel Capacity: 1061 Gal Gallons

Accommodations

Total Cabins: 2

Total Berths: 2

Sleeps: 4

Total Heads: 3

Hull and Deck Information

Hull Material: Composite Fiberglass

Deck Material: Composite Fiberglass

Hull Configuration: Planing

Hull Color: White

Hull Designer: Sea Ray

Exterior Designer: Sea Ray

Interior Designer: Sea Ray

Engine Information

Engines: 2

Manufacturer: Caterpillar

Engine Type: Inboard

Fuel Type: Diesel

PHOTOS

1995 SEA RAY 63 PROFILE



1995 SEA RAY 63 LIFT PROFILE 2



1995 SEA RAY 63 LIFT PROFILE



1995 SEA RAY 63 STARBOARD SIDE



1995 SEA RAY 63 TRANSOM



1995 SEA RAY 63 FORWARD DECK



1995 SEA RAY 63 ARNESON SURFACE DRIVES



1995 SEA RAY 63 COCKPIT 2



1995 SEA RAY 63 COCKPIT DINING



1995 SEA RAY 63 COCKPIT



1995 SEA RAY 63 AFT SUNPAD



1995 SEA RAY 63 COCKPIT AREA



1995 SEA RAY 63 DRIVING AREA



1995 SEA RAY 63 DRIVING AREA 2



**1995 SEA RAY 63 HELM CONTROL PANEL
2**



1995 SEA RAY 63 COVERS



1995 SEA RAY 63 HELM



1995 SEA RAY 63 HELM 2



1995 SEA RAY 63 HELM CONTROL PANEL 1995 SEA RAY 63 GENERATOR CONTROL



1995 SEA RAY 63 SALON

1995 SEA RAY 63 SALON BAR



1995 SEA RAY 63 SALON STARBOARD SOFA

1995 SEA RAY 63 SALON ENTERTAINMENT CENTER



1995 SEA RAY 63 GALLEY AND SALON



1995 SEA RAY 63 GALLEY



1995 SEA RAY 63 GALLEY BAR




1995 SEA RAY 63 GALLEY 2



1995 SEA RAY 63 COMPANIONWAY



1995 SEA RAY 63 MASTE STATEROOM



1995 SEA RAY 63 MASTER STATEROOM 2



1995 SEA RAY 63 AFT HEAD




1995 SEA RAY 63 DAY HEAD



1995 SEA RAY 63 GUEST HEAD



1995 SEA RAY 63 LAUNDRY



1995 SEA RAY 63 GUEST STATEROOM



1995 SEA RAY 63 BREAKER PANEL



1995 SEA RAY 63 CATERPILLAR



1995 SEA RAY 63 ALTERNATOR



1995 SEA RAY 63 ASD COUPLER 2



1995 SEA RAY 63 ASD COUPLER



1995 SEA RAY 63 ENGINE EXHAUST



1995 SEA RAY 63 ENGINE ROOM 2



1995 SEA RAY 63 ENGINE ROOM 3



1995 SEA RAY 63 ENGINE ROOM 4



1995 SEA RAY 63 ENGINE ROOM 5



1995 SEA RAY 63 ENGINE ROOM EQUIPMENT




1995 SEA RAY 63 ENGINE ROOM



1995 SEA RAY 63 GENERATOR EXHAUST



1995 SEA RAY 63 GENERATOR



CONTACTS

Andrey Shestakov, leading yacht broker of the sales department of Shestakov Yacht Sales Inc. Shestakov Yacht Sales Inc., the official representative of the Miami/Fort Lauderdale FL headquarters.

Contact details

Email: andrey@shestakovyachtsales.com

Web: shestakovyachtsales.com/en/

Telephones

USA: +1(954)274-4435

Office hours

Monday – Saturday: **9:00 - 21:00** EDT

Sunday: **closed**

Address



Harbour Towne Marina, 850 NE 3rd St,
STE 213, Dania, FL 33004