

EL JEFE — DERECKTOR



Builder: DERECKTOR

Year Built: 1989

Model: Motor Yacht

Price: PRICE ON APPLICATION

Location: St. Maarten

LOA: 115' 0" (35.05m)

Beam: 23' 5" (7.14m)

Min Draft: 4' 0" (1.22m)

Max Draft: 4' 0" (1.22m)

Cruise Speed: 12 Kts. (14 MPH)

Max Speed: 15 Kts. (17 MPH)

Our experienced yacht broker, Andrey Shestakov, will help you choose and buy a yacht that best suits your needs **EL JEFE — DERECKTOR** from **our catalogue**. Presently, at **Shestakov Yacht Sales Inc.**, we have a wide variety of yachts available on **our sale's list**. We also work in close contact with all the big **yacht manufacturers** from all over the world.

If you would like to buy a yacht **EL JEFE — DERECKTOR** or would like help answering any questions concerning purchasing, selling or chartering a yacht, please call **+1(954)274-4435**

TABLE OF CONTENTS

TABLE OF CONTENTS	2
SPECIFICATIONS	4
Overview	4
Basic Information	4
Dimensions	5
Speed, Capacities and Weight	5
Accommodations	5
Hull and Deck Information	5
Engine Information	5
DETAILED INFORMATION	6
Overview	6
2015 Refit Improvements	6
Salon	7
Dining	7
Galley	7
Bridge Deck	8
Lower Deck	8
Aft deck	9
Boat Deck	9
Electronics / Navigational Equipment	9
Engine /Mechanical Equipment	10
Crew Quarters	10
Additional Information	11
Exclusions	11
Disclaimer	11
PHOTOS	12
RUNNING SHOT	12
MAIN SALON	12

MAIN SALON	12
DINING	12
DINING	12
DINING AND COCKTAIL BAR	12
AFT DECK	12
AFT DECK	12
AFT DECK DINING	13
MASTER STATEROOM	13
MASTER BATHROOM AND SPA SHOWER	13
MASTER STATEROOM	13
QUEEN STATEROOM	13
QUEEN STATEROOM 2	13
GUEST BATHROOM	13
TWIN STATEROOM WITH 2 PULLMANS	13
PILOT HOUSE	14
CONTROLS	14
BRIDGE DECK AFT	14
SUN DECK JACUZZI	14
GA	14
PROFILE	14
CONTACTS	15
Contact details	15
Telephones	15
Office hours	15
Address	15

SPECIFICATIONS

Overview

EL JEFE was built by Derecktor Shipyard in 1989. The yacht has undergone an extensive refit in 2015 with a fresh new interior including new carpets throughout, new soft goods, new linens, towels, etc. EL JEFE accommodates 8-10 guests in four staterooms. The main salon has a comfortable socializing area, as well as, a formal dining area midship, which can comfortably seat up to ten guests. The sky lounge is complete with lounging couch, a full entertainment system with TV/CD/DVD, as well as another full bar. On the aft deck which leads down to the swim platform, an el fresco dinning table can seat 12 guests. EL JEFE's Sun Deck has additional seating for 10 more guests as well as outdoor barbeque, jet skis, flat screen TV and bar station. The fly bridge boasts a semi covered sun bed, a full wet bar and an 8 person Jacuzzi/hot tub. The yacht's accommodations include a spacious master stateroom located on the forward main deck complete with flat screen TV and state of the art body spray showers. The two VIP rooms are equipped with queen size beds, flat screen TVs, cedar lined closets, marble counters, and body spray showers. The twin stateroom has two twin size beds with 2 additional Pullmans which can accommodate up to four guests as well as a flat screen TV and marble counters. Other amenities include world wide central WIFI communications, TV, fax and phone. 2015 refit improvements list: --New Carpet throughout yacht --New Soft Goods --New Linens and Towels --New Window Treatments throughout --Renewed Decks including Aft Deck and Fore Deck --New Aft Deck Shade Canopy --New Water Toys --New Personal Watercraft --New Boat Deck Outdoor Seating Arrangement --New Anchor Chains --New Windlass --Upgrades to Water Makers --Upgrades to Electronics and Navigation System --Upgrades to AC System Throughout

Basic Information

Category: Motor Yacht

Model Year: 1989

Year Built: 1989

Refit Year: 2007

Country: St. Maarten

Fly Bridge: Yes

Cockpit: Yes

Dimensions

LOA: 115' 0" (35.05m)

Beam: 23' 5" (7.14m)

Min Draft: 4' 0" (1.22m)

Max Draft: 4' 0" (1.22m)

Speed, Capacities and Weight

Cruise Speed: 12 Kts. (14 MPH)

Cruise Speed Range: 1350

Max Speed: 15 Kts. (17 MPH)

Max Speed Range: 1000 Kts.

Displacement: 210 Pounds

Gross Tonnage: 208 Pounds

Water Capacity: 1600 Gallons

Fuel Capacity: 6500 Gallons

Fuel Consumption: 15 Gallons

Accommodations

Total Cabins: 4

Sleeps: 10

Total Heads: 4

Crew Cabin: 1

Crew Sleeps: 5

Hull and Deck Information

Hull Material: Aluminum

Hull Configuration: Modified Deep Vee

Engine Information

Engines: 2

Manufacturer: MTU

Model: 12V396TB93

Fuel Type: Diesel

DETAILED INFORMATION

Overview

EL JEFE was built by Derecktor Shipyard in 1989. The yacht has undergone an extensive refit in 2015 with a fresh new interior including new carpets throughout, new soft goods, new linens, towels, etc. EL JEFE accommodates 8-10 guests in four staterooms. The main salon has a comfortable socializing area, as well as, a formal dining area midship, which can comfortably seat up to ten guests. The sky lounge is complete with lounging couch, a full entertainment system with TV/CD/DVD, as well as another full bar. On the aft deck which leads down to the swim platform, an el fresco dining table can seat 12 guests. EL JEFE's Sun Deck has additional seating for 10 more guests as well as outdoor barbeque, jet skis, flat screen TV and bar station. The fly bridge boasts a semi covered sun bed, a full wet bar and an 8 person Jacuzzi/hot tub. The yacht's accommodations include a spacious master stateroom located on the forward main deck complete with flat screen TV and state of the art body spray showers. The two VIP rooms are equipped with queen size beds, flat screen TVs, cedar lined closets, marble counters, and body spray showers. The twin stateroom has two twin size beds with 2 additional Pullmans which can accommodate up to four guests as well as a flat screen TV and marble counters. Other amenities include world wide central WIFI communications, TV, fax and phone. The interior design creates a dramatic contemporary environment. EL JEFE was designed and built by the team of Sparkman & Stephens and Derecktor Shipyards. EL JEFE shows exceptional stability and maneuverability as a result of the hull design and jet drives. The engine room design and abundant hull insulation provides a very quiet and vibration free ride throughout her speed range. The hull was designed and built to American Bureau of Shipping standards for yacht service and was ABS Certified upon delivery.

The Yacht's aluminum alloy welded hull is a Deep-V design. This stepped chine form, derived from earlier Derecktor designs for offshore craft gives a comfortable and stable ride at any speed. Her 4' draft is designed for access to shallow waters. The electrical and plumbing execution are of the highest standards and are on par with the finest in the world. All wiring harnesses are tagged and coded and computer programmed for easy servicing. EL JEFE is truly a perfectly conceived 115' yacht that with her new machinery, extension (Refit 2007) and flybridge addition, represents the optimum in yacht design. No yacht on today's market offers the combination of style, speed, layout, and shallow draft at such a reasonable price as EL JEFE.

2015 Refit Improvements

- New Carpet Throughout
- New Soft Goods

- New Linens and Towels
- New Window Treatments throughout
- Renewed Decks including Aft Deck and Fore Deck
- New Aft Deck Shade Canopy
- New Water Toys
- New Personal Watercraft
- New Boat Deck Outdoor Seating Arrangement
- New Anchor Chains
- New Windlass
- Upgrades to Water Makers
- Upgrades to Electronics and Navigation System
- Upgrades to AC System Throughout

Salon

- Custom White Leather Sofas
- Built-In Sony Entertainment Center
- 40" flat screen TV w/ Satelight , DVD / CD
- Coffee Tables
- Built-In Cabinetry
- Tivoli Lighting

Dining

The Dining Salon is aft of the Galley.

- Custom table for 10
- Extensive Built-In Cabinetry
- Fiddled Storage For Glasses/China
- Full Service Wet Bar w/Custom Granite Counter Tops
- Refrigerator/ Ice Maker
- Bar Stool Seating for 2
- Tivoli Lighting Throughout

Galley

The galley is just aft of the master stateroom. There is a pass through counter door between the galley and the dining buffet counter.

- Dual oven with convection oven
- SS Sub-Zero Refrigerator/Freezer
- Avonite Countertop

- Stainless Steel Sinks

Bridge Deck

The pilothouse/helm station is forward. The spacious sky lounge is aft and includes a welcoming couch settee and custom cocktail bar with seating. The bridge deck aft features brand new built-in seating, custom coffee table with storage inside for scuba gear (including dive compressor), wet bar, JennAir electric BBQ grill and gray carpeting. A low profile custom boat davit and stairwell leads to the aft deck below. A new stairwell connects the bridge deck to the new sun deck that boasts four new custom captain's chairs, full service bar area, sun pads and room for twenty people, all surveying a fantastic 360-degree panoramic view. This new area is a part of the 1995 refit to EL JEFE and has proven to be one of the most popular social areas on this yacht.

PILOTHOUSE/HELM STATION:

- Custom Padded Gray Leather Control
- Console Instrument Panel
- Tivoli Lighting Outlines Sole Area
- Soft Light For Passengers/Nite Light For Crew

SKYLOUNGE:

- 360-Degree Panoramic View
- Decorated in Mauve, Gray, Turquoise
- Custom L-Shaped Settee
- Custom Glass Coffee Table
- Large Wet Bar w/Auto Drink Dispenser
- Refrigerator/Icemaker

Lower Deck

The 3 Guest Staterooms are all located on the lower deck. All have ensuite bathrooms.

VIP rooms 1 & 2:

- Aft w/Queen Beds
- Drawers Beneath Beds
- Full Ensuite Bathroom w/ Shower
- Built-In Closets
- Dressers (2) Nightstands & TV, DVD each

Stateroom 3:

- Twin Beds with option for 2 pullman beds Sleeping up to 4 guests
- DVD, TV and MP3 Player

- Full Ensuite Bath
- Cedar Lined Closets
- A/C Individually Controlled

Aft deck

- French Doors Open Aft from Salon
- Loose Rattan Furniture
- New Large Dining Table Seats 14
- Wet Bar w/ Scotsman Icemaker & Refrigerator
- 36" Flat Screen TV
- JennAir Grill
- Aft Deck Wing Extension with Euro- Style Transom For Easy Access to Swim Platform
- Entry for Water Toys & Diving

Boat Deck

- New Fire Magic Grill
- New Teak Table /Seating for 10
- 2 Jet skis (Seadoo)
- 15' Caribe Tender 60hp Yamaha

Electronics / Navigational Equipment

- 1 Icom VHF Radios
- 1 GMDSS VHF Radio
- New Flat Screen Plotter
- Furuno 76 Mile Color Radar w/ Flat Screen
- Alen Weatherfax
- Loud hailer
- EPIRB
- New CCTV System
- Symrade Auto Pilot
- Resort Star GPS
- Furuno Depth Speed GPS
- Satellite Compass
- Datamarine Chartlink
- Digital Navigation System w/Plotter
- DSC Security System
- Ritchie Magnetic Compass

- Closed Circuit TV Monitoring System
- Tracker Computerized Yacht Management System
- ITT Phone Intercom
- Trimble Navgraphics Plus II
- Stereo System
- Interfaced Autopilot

Engine /Mechanical Equipment

- MTU Engine Synchronizers
- Custom MTU Gauge Panels
- Engine Controls & Monitoring System
- (2) KaMeWa Series 63 Water Jet Drives
- Richfield 400mm Retractable
- Hydraulic Bow Thrusters
- New (2) 3/4hp 220V Fresh Water Pumps
- Engine Driven Bilge/Fire Pump With Manifold
- Electric Bilge Pump With Manifold
- Custom Piped Lube Oil Exchange System With Supply & Waste Tanks
- 2 Hamond Waste Systems
- Alfa La Val Automatic Navigational System
- Combustion Air DirectTo MTU Engines
- (2) 32" Hartzwell Fans Changes Engine
- Room Every 15 Seconds
- Microphor Head System
- New Pumps & Bilge Plumbing - 2007
- 50 (2) 45 Gallon Water Heaters With Circulating Pumps
- Multiple Speed Engine Room Blower System
- Halon Automatic/Manual Fire Extinguishing System
- Racor Duplex Fuel Filters With Visual & Audio Alarms
- Custom Derecktor Fuel Day Tank
- Custom Underwater Exhaust System
- Kahlenberg Air Compressor (2)
- (3) 60,000 BTU Water Chiller Units (AC)
- Electric Strip Heaters In All Air Handlers
- Electric Fire Pump With Manifold(2) Water makers

Crew Quarters

El Jefe offers sleeping quarters for up to 5 crew with two double cabins including the Captains cabin with a double bed and pullman and additional double cabin. Both rooms have ensuite bathrooms.

- Large Crews Lounge With Dinette
- Television
- Table
- Kitchenette, Refrigerator, Sink & Microwave
- Pantry w/ 2 Maytag Washer/Dryer
- Linen Closet
- Storage/450 Cu. Ft. Dry Goods Storage Room

Additional Information

The interior design creates a dramatic contemporary environment. EL JEFE was designed and built by the team of Sparkman & Stephens and Derecktor Shipyards. EL JEFE shows exceptional stability and maneuverability as a result of the hull design and jet drives. The engine room design and abundant hull insulation provides a very quiet and vibration free ride throughout her speed range. The hull was designed and built to American Bureau of Shipping standards for yacht service. The Yacht's aluminum alloy welded hull is a Deep-V design. This stepped chine form, derived from earlier Derecktor designs for offshore craft, gives a comfortable and stable ride at any speed. Her 4' draft is designed for access to shallow waters. The electrical and plumbing execution are of the highest standards and are on par with the finest in the world. EL JEFE is truly a perfectly conceived 115' yacht that with her machinery, extension (Refit 2007) and flybridge addition, represents the optimum in yacht design. No yacht on today's market offers the combination of style, speed, layout, and shallow draft at such a reasonable price as EL JEFE.

Exclusions

Owner's personal belongings.

Disclaimer

The Company offers the details of this vessel or yacht in good faith but cannot guarantee or warrant the accuracy of this information nor warrant the condition of the vessel. A buyer should instruct his representatives, agents, or his surveyors, to investigate such details as the buyer desires validated. This vessel or yacht is offered subject to prior sale, price change, or withdrawal without notice.

PHOTOS

RUNNING SHOT



MAIN SALON




MAIN SALON



DINING




DINING




DINING AND COCKTAIL BAR



AFT DECK



AFT DECK




AFT DECK DINING




MASTER STATEROOM




MASTER STATEROOM



**MASTER BATHROOM AND SPA
SHOWER**




QUEEN STATEROOM



QUEEN STATEROOM 2



GUEST BATHROOM



TWIN STATEROOM WITH 2 PULLMANS



PILOT HOUSE



CONTOLS



BRIDGE DECK AFT



SUN DECK JACUZZI



GA



PROFILE



CONTACTS

Andrey Shestakov, leading yacht broker of the sales department of Shestakov Yacht Sales Inc. Shestakov Yacht Sales Inc., the official representative of the Miami/Fort Lauderdale FL headquarters.

Contact details

Email: **andrey@shestakovyachtsales.com**

Web: shestakovyachtsales.com/en/

Telephones

USA: **+1(954)274-4435**

Office hours

Monday – Saturday: **9:00 - 21:00** EDT

Sunday: **closed**

Address



Harbour Towne Marina, 850 NE 3rd St, STE 213, Dania, FL 33004