

KOALA — BURGER



Builder: BURGER

Year Built: 1966

Model: Motor Yacht

Price: PRICE ON APPLICATION

Location: United States

LOA: 82' 0" (24.99m)

Beam: 18' 6" (5.64m)

Min Draft: 4' 10" (1.47m)

Max Draft: 5' 5" (1.65m)

Cruise Speed: 14 Kts. (16 MPH)

Max Speed: 20 Kts. (23 MPH)

Our experienced yacht broker, Andrey Shestakov, will help you choose and buy a yacht that best suits your needs **Koala — BURGER** from **our catalogue**. Presently, at **Shestakov Yacht Sales Inc.**, we have a wide variety of yachts available on **our sale's list**. We also work in close contact with all the big **yacht manufacturers** from all over the world.

If you would like to buy a yacht **Koala — BURGER** or would like help answering any questions concerning purchasing, selling or chartering a yacht, please call **+1(954)274-4435**

TABLE OF CONTENTS

TABLE OF CONTENTS	2
SPECIFICATIONS	4
Basic Information	4
Dimensions	4
Speed, Capacities and Weight	4
Accommodations	5
Hull and Deck Information	5
Engine Information	5
DETAILED INFORMATION	6
Overview	6
Accommodations and Layout	6
Aft deck	6
Salon	7
Wheelhouse	7
Dining	8
Galley	8
Crew Quarters	9
Engine Room	9
Mechanical and Engine Equipment	9
Electrical System	10
Electronics and Entertainment	10
Deck and Hull Equipment	11
Lazarette and Cockpit	11
Tankage	11
Foredeck	11
Fly Bridge	12
Recent Work	12
Features	13

Remarks	13
Exclusions	13
Recent Upgrades	13
Exclusions	14
Disclaimer	14
PHOTOS	15
Aft Dining	16
CONTACTS	17
Contact details	17
Telephones	17
Office hours	17
Address	17

SPECIFICATIONS

Basic Information

Category: Motor Yacht

Sub Category: Cockpit

Model Year: 1966

Year Built: 1966

Refit Year: 2002

Refit Type: Total

Country: United States

Fly Bridge: Yes

Cockpit: Yes

Dimensions

LOA: 82' 0" (24.99m)

Beam: 18' 6" (5.64m)

Min Draft: 4' 10" (1.47m)

Max Draft: 5' 5" (1.65m)

Speed, Capacities and Weight

Cruise Speed: 14 Kts. (16 MPH)

Max Speed: 20 Kts. (23 MPH)

Displacement: 154000 Pounds

Water Capacity: 640 Gallons

Holding Tank: 300 Gallons

Fuel Capacity: 3355 Gallons

Fuel Consumption: 40 Gallons

Accommodations

Total Cabins: 3

Total Berths: 1

Sleeps: 6

Total Heads: 2

Captain Cabin: True

Crew Cabin: 2

Crew Berths: 3

Crew Sleeps: 1

Crew Heads: 1

Hull and Deck Information

Hull Material: Aluminum

Hull Configuration: Semi-Displacement

Hull Designer: J.B. Hargrave

Interior Designer: Glenda Wann
Interiors

Engine Information

Engines: 2

Manufacturer: Caterpillar

Model: 3412

Engine Type: Inboard

Fuel Type: Diesel

DETAILED INFORMATION

Overview

Sleeps six owners & guests in three staterooms aft, plus three crew in two staterooms forward.

Accommodations and Layout

Master and Guest Staterooms: The owners and guest accommodations are reached via a curved stairway at the port aft end of the main salon. All of these staterooms have beautiful white wooden louvered blinds (custom made by St. Augustine Marine) and proper, dogged ports with screens. Walls are painted off white. Overheads are covered in cream ultra-suede. Carpeting throughout the lower accommodations is fern green. In addition, each stateroom has its own digital AC control, recessed Halogen lighting, large recessed 110v lighting, stereo speakers, and reading lamps over the berths. At the bottom of the stairway from the main salon and immediately aft is the full beam owners' stateroom with a California king centerline berth. On either side of the berth are built in nightstands with matching lamps. Outboard to port and starboard are built-in oak dressers with eight drawers each. Forward of the dressers on either side of the stateroom are double door, full length, cedar lined hanging lockers, also oak, with louvered doors. On the forward bulkhead on either side of the door from the companionway there are oil paintings in gilded frames of small wild parrots. (Paintings have their own picture lamps). There is also a small occasional chair in the port aft corner. At the forward starboard side of the stateroom there is an en suite head with a very large shower, sink with mirror faced cabinet, and Raritan freshwater flush toilet plus an opening port with screen and wooden louvered blinds. Proceeding forward along the companionway from the master stateroom, there is a double door linen locker to starboard and forward of it, a closet for toiletries and domestic stores. On the opposite side of the companionway is the guest head with shower, sink with mirrored cabinet, and Raritan toilet. A second door leads from this head directly into the port twin berth guest stateroom. Directly opposite on the starboard side of the companionway is the second twin berth guest stateroom, nearly identical to the port stateroom but slightly smaller. Both guest staterooms have: large double door cedar lined closets, dressers with five drawers with well lit mirrors above, twin berths with two drawers under each berth, nightstands between the berths with lamps as well as matching, wall mounted reading lights.

Aft deck

One of the highlights of **KOALA** is her spacious, teak covered aft deck. The entire area is air conditioned but can easily be opened up when the weather is suitable. The side

windows are sliding. There are wing doors forward to port and starboard and large Dutch doors that lead from either side of the aft deck to the cockpit with windows that can be opened. Across the back end of the aft deck there is a large built-in settee which is covered in a lovely bold tropical print. In front of the settee is a magnificent custom hi-low mahogany table with four sections that fold out so that 6 to 8 people can dine in comfort. Handcrafted by a cabinetmaker, the table has beautiful diamond inlays, and a small koala in the middle of a starburst pattern. Opposite the table, are two Rattan and Cane chairs. Two additional folding tables are stowed in canvas bags in racks along the port and starboard sides of the aft deck. On the forward bulkhead of the aft deck, to port of the sliding door to the main salon, there is a custom built, top loading freezer (with two doors) in a cabinet with a Corian top. To starboard of the door is a matching cabinet with wet bar sink, ice maker and storage cupboard with drawers for glasses and bar accessories. The overhead in this area is finished in cream colored ultra suede. There is an abundance of recessed D.C. and A.C. lighting in the overhead here, as well as four large stereo speakers.

Salon

In addition to the sliding door to the main salon, there is also a screen door which, once again, allows for natural air circulation in pleasant weather. The main salon has its original honey oak paneling, as well as beautifully matched valances and wood blinds (fabricated by St. Augustine Marine) that have been added by the present owners. The salon has been exquisitely decorated with free standing furniture. Forward and to port is an upholstered two seat sofa with a rattan end table with lamp and a black lacquer coffee table. Also here are two Rattan chairs with wooden arms done in a rope motif. Outboard to starboard are two Rattan side chairs and a hand-painted semi-oval chest of drawers. In the aft starboard corner there is a hand painted "secretary" desk. Across the forward bulkhead is a built-in oak bookcase. Under the bookcase is a T.V. in a cabinet with pocket doors. Adjacent is a cabinet which houses the stereo, DirecTV control, and DVD / VHS player. The carpeting here and in the lower dining salon is of very high quality and is custom made with a pattern of squares running through it. The overhead is cream colored ultra suede. There are three table lamps as well as ample D.C. and A.C. recessed lightning overhead, all of which add to the salon's aura of quiet elegance.

Wheelhouse

The wheelhouse retains its original Burger configuration but has been completely updated with all new electronics and a reconfigured console, new flooring, overhead lighting, and soft goods. At the helm are a new Edson teak spoked wheel and an oak, moveable helmsman's step. The console in front of the helm is clean with only a screen for the Simrad CA 50, a Robertson autopilot and Mathers single lever controls mounted

here. Forward on the console is a Kelvin-White compass. Mounted overhead are Caterpillar digital monitors for the port and starboard engines, main engine ignitions, start and stop buttons, and main engine alarms. Also overhead is a fold down screen for the Clarion surveillance system. In a locker under the console, to port of the helm are digital monitors for Generators 1 & 2, as well as for the engine room blowers. Immediately adjacent to this is a large locker where the EPIRB, medical kit, and fire extinguishers are stored. Above is a long drawer for ships' papers, dividers, etc. Aft of the console is the original Burger bench seat with four deep drawers underneath. To port of the bench seat is a cabinet with another three deep drawers. Mounted on the aft bulkhead are a Sea Chine Ship's Clock & Barometer, two digital monitors for the Trace Inverters, an Acu-gage Tank System Monitor and an A.C. digital control. The sole of the wheelhouse has been finished in varnished Bamboo flooring. Overheads are covered in cream ultra-suede. Lighting has been upgraded to include Red D.C. night lights over the console as well as recessed Halogen lighting and 110V lighting. In addition, there are two stereo speakers here. There are sliding doors on both sides of the wheelhouse as well as bi-fold screen doors, which allow for fresh air cruising in good weather. At the starboard aft side of the wheelhouse, there are steps that lead up to the flybridge. From the forward starboard side of the wheelhouse, there are three steps, which lead down to the formal dining salon.

Dining

The dining salon retains its original honey oak cabinetry and paneling. It has a lovely varnished oak and rectangular dining table with four cushioned Rattan chairs. (Up to 6 can dine here). In the aft port corner of the dining salon is a corner cupboard. On the port side of the forward bulkhead is a recessed cupboard with shelves. In the forward starboard corner there is an "L" shaped sideboard with a display cabinet for china and glassware above. Aft and outboard is yet another recessed cupboard with shelves. Carpeting here is the same as in the main salon. Lighting consists of a fluted dome light over the dining table and six recessed Halogen lights. In addition, there is rope accent lighting behind the oak valences. Window treatments are as in the salon and galley, custom wood louvered blinds.

Galley

Forward of the dining salon through a swinging door and on the same level is the full width galley. This area was completely refurbished in 2002. The sole here is identical to that of the wheelhouse, varnished Bamboo, and is easy to maintain. To starboard is a built-in dinette with white corian tabletop and two upholstered bench seats. Over the forward bench seat there is a china cabinet with glassware. Opposite the dinette, outboard in the galley, is a large deep corian sink. In addition, the galley has all corian countertops, formica faced cabinets with oak trim, six oak drawers under the aft counter and the following list of appliances:GE Advantium Speed cook ovenGE

microwaveKenmore FridgeratorBlack & Decker toaster oven/broilerKenyon touch control ceramic cook topMiele dishwasherAs well as having large windows to port and starboard, the galley also has an overhead opening hatch with screen, three recessed 110V lights in the overhead, and four Halogen lights. The overhead is covered in formica. In addition, there are three stereo speakers here.

Crew Quarters

The crew quarters are forward of the galley and are accessible via fold up steps. First along the companionway to port is the crew cabin with criss-cross berths, a full length cedar lined hanging locker, five large drawers, ac controls for the crew and captain's cabins, two wall mounted reading lamps, two opening ports with screens, 3 Halogen lights and two stereo speakers. Opposite the crew cabin and to starboard is the crew head with full shower, Raritan freshwater toilet, cupboard, and sink with mirrored cabinet over it. There is also a large 110v light here as well as an opening port with screen. All the way forward in the bow is the captain's cabin with an ample single berth (port side) with 6 drawers underneath, two cedar lined hanging lockers, a desk with two additional drawers and six cupboards. There is also a reading light over the berth as well as Halogen recessed lighting, two stereo speakers, an opening port with screen and access forward to the chain locker. At the aft end of the crew companionway, down and under the folding steps from the galley, are the laundry room and engine room. The laundry room is well lit and has top of the line Miele equipment and full headroom. Aft of the laundry room is the stand-up engine room.

Engine Room

During the 2002 refit the entire engine room was reworked and new generators, chillers, watermaker, pumps, the exhaust system, plus other equipment were renewed. In addition, much of the old wiring and plumbing were replaced and a new electrical panel, built by Ward Marine, was installed. There is stand-up headroom in most of the areas of the engine room. It is air-conditioned, well ventilated, and well lit.

Mechanical and Engine Equipment

Main engines: Twin Caterpillar 3412's, 1350hp @ 2300 rpm. Hours: Port - 2310; starboard - 2310 Consumption at 14 - 16 knots cruise - 40 gph Rich Beers Air conditioning, (2) 5-ton chillers; (2) in-line heaters Filtration Concepts, A1226 watermaker; FCI:1200 per day Wesmar RS932 stabilizers, 9 sq. ft. dual cylinder roll fin stabilizers SidePower SP285TC bow thruster, s/n 1298626, 20 hp 38" X 38", 4-bladed bronze propellers 3" diameter shafts Dripless shaft seals Racor fuel polishing system (approx. 2.5 gal. per min.) Power fuel transfer system (3-4 gal. per min.) Fuel counter ZF Model BW 190 transmissions, 2:1 ratio Wagner hydraulic steering 20-gallon

Seaward stainless hot water tank (2) Accumulator tanks (1) New, AC potable water pump Centralized emergency bilge pump system for all compartments DC bilge pumps in each watertight compartment (2) 24v engine room Omni directional blowers ACv air compressor New Marine Exhaust Systems exhaust (2002) Spare filters for mains and gens Spare impellers for all engines

New Racor filters for mains in place of old style fuel filters, April 2009

Electrical System

230 / 115V AC system 24 / 12V DC system Trace 4,000-watt SW4024MC2 inverters / charger system (2) Onan 20MDKAE generators, 20 kW each, port hours - 2959, starboard hours - 2949 New 24V + 110V wiring in 2002 New electrical panel by Ward Marine in 2002 ISO 100 Boost transformer (located in engine room) 120/240 VAC Shore Power Splitter: (1) 100A input to (2) 50A outputs built by Ward Marine Battery Banks: Engine starting batteries: (2) banks (4 each) of 4D Batteries - located in lazarette House batteries: (4) banks (16 total) of L16HC 6 volt batteries- located in lazarette Generator starting batteries: (1) Gel cell under each generator in engine room. Sentry 24v 50amp SM series back-up charger (lazarette) Battery voltage meter (lazarette) Battery switch for house batteries (lazarette) Perko selector switch (lazarette) 24vDC / AC sub panel (lazarette) (2) Shore power cblemasters with 100' of cord each (in lazarette) (2) Shore power inlets: (2) 50 amp, 125/250V (port & starboard-forward in bulwarks) 2) 50' shore cords

Electronics and Entertainment

Robertson AP autopilot with remote on flybridge Mathers controls in wheelhouse and flybridge Caterpillar digital monitor displays, wheelhouse and flybridge Clarion surveillance cameras - 3 stations: 2 engine room, 1 cockpit ACR Searchlight with dual station controls Shipmate dual station RS 8300 VHF Exalto wiper controls for 3 wheelhouse windows KVH C3 TracVision Satellite TV Direct TV control box Technics AV control stereo receiver SA-DX940 Niles-SPS-6 Speaker Selection System Sony AM/FM/DVD/CD/VHS

New Garmin 5215 chart / plotter installed in April 2009

New Garmin GDL-30A weather system installed in April 2009

New Garmin GSD22 depth sounder installed April 2009

Deck and Hull Equipment

Maxwell #3500 windlass (1) Bruce and (1) Fortress anchors Steelhead Marine 1500# yacht davit Novurania 15' tender with 90 hp Honda outboard Triple Kahlenberg horns 6 man Avon liferaft in canister with canvas cover Fire extinguishers for all cabins; Serviced summer '07 Co2 Fire extinguishing system; Serviced summer '07 20 lifejackets (1) KOALA life ring (1) ACR Rapid Fix 406 GPS Interface EPIRB Covers for all aft deck furniture Covers for outboard engine and console of Novurania Covers for 2 flybridge helm chairs Textaline covers for aft windows of aft deck. 2 sets of dock lines 2 ball fenders 4 fenders with covers stored 2 to a bag in canvas bags in the cockpit WetSpot Softwater Wash down System Decks: Side decks and foredeck are painted white with non-skid Underwater lights installed under cockpit, April 2009

Lazarette and Cockpit

Integral steps lead from the port and starboard sides of the aft deck to the cockpit. The cockpit extension was designed, fabricated, and installed by St. Augustine Marine in 2002. Heavily constructed of Aluminum plate, it is finished in white Awlgrip with non-skid and has a beautiful, wide, varnished cap rail. At the center of the aft end of the cockpit, there is a Bowmar hatch for access to the aft fuel tank and holding tank. At the starboard aft end of the cockpit, there is a heavy door, which leads to the integral swim platform below. The platform has stainless rails as well as recessed stainless cleats. A large "Aircraft" style door leads from the forward section of the cockpit down into the lazarette. The lazarette houses the rudder posts, steering gear, Trace Inverters, the fuel overflow/ventilation tank, battery banks, selector switches, charger, and Cablemasters, (as described in the electrical section of this listing). In addition, there is a small sink to port of the door.

Tankage

(3) Fuel Tanks: Forward - 1125; Amidships - 1080; Aft - 1150(2) 320 gallon water tanks (port & starboard amidships)(2) Black water - 232 aft and 68.5 forward(1) 250 gray water tank in lazarette**Features:**10' cockpit was fabricated and added at St. Augustine Marine in 2002.

Foredeck

The foredeck is painted with white non-skid Awlgrip and has an integral "observation" seat with storage lockers under it. On either side of the seat are bosun's lockers and stainless dorades. Farther forward is a hatch which leads to the captain's cabin below. In front of this is a stainless bell mount with ship's bell and another dorade. In front of the bell is the Maxwell windlass with gypsy and capstan. There is a Bruce anchor on a

roller in the bow. In addition, there is a mount for an original anchor davit to port, an anchor davit to starboard, as well as (2) large cleats on both sides of the foredeck (4 total).

Fly Bridge

The flybridge is reached via steps that lead from the starboard side of the wheelhouse.

A 24v & 12 v electrical panel is housed in a cupboard under the console and is accessible from the stairway. The flybridge helm station (controls, gauges, etc.) is electrically operated and can be raised up when needed or lowered into the console and out of the elements. Port of the helm, there is a flat area on the console for securing and reading charts underway. There is an aluminum wheel here with two Stidd chairs. Outboard to starboard is an integral seat with storage lockers. To port is an "L" shaped seat with more storage. The entire helm area is covered with a beautifully fabricated, aluminum and canvas hardtop. Aft of the hardtop is the mast which is hinged and can be lowered for inland waterway cruising. Further aft on the port side of the boat deck is a Steelhead Marine 1500# davit. On the centerline, stowed fore and aft, is the Novurania tender. Outboard to starboard of the helm, there is a liferaft, which is stowed where it can be deployed quickly. In addition, there is a fresh water faucet on the bridge, which allows the crew to wash the tender and engine after bringing them back onboard.

Recent Work

Summer 2007: Pilothouse window frames taken down to bare metal, primed and painted. Old caulking removed and replaced with new Secaflex. Boat hauled, bottom sanded, new bottom paint applied.

Spring 2009:

Boat hauled for bottom paint.

Topsides repainted and areas of superstructure touched up where needed.

New electronics installed (see list under Electronics).

Racor filters for mains installed in place of old style filters

Underwater lights installed under cockpit

Major service work on both gens

Routine maintenance done on mains

New flybridge cushions

New flybridge covers

New destroyer wheel on bridge

All air conditioners serviced

Features

Vertical Height: Total 27'8". With mast at 45 degrees = 22'10". Antenna dome to WL = 21'4".

Remarks

KOALA was "reborn" in 2002 when her new owners had her extensively refitted at St. Augustine Marine Center in St. Augustine, Florida. A 10' cockpit was added with every effort made to keep the beauty of the yacht's classic lines! Having been repowered with Cats in 1999 by the former owner, it was now time to refurbish the rest of the engine room. New generators were installed. A new electrical panel was furnished by Ward Marine in Fort Lauderdale. The hull was taken down to bare metal - refaired where needed and painted with Awlcraft 2000. The bottom was sandblasted and painted. All interior soft goods were replaced, as well as the carpeting throughout the yacht. Original painted interior surfaces were repainted and wood surfaces were refinished. Most of the equipment and appliances were renewed. 15,000 man hours later, **KOALA** is a new "classic" Burger with state-of-the-art systems and equipment, more range, more fuel economy, and restored reliability. Having been captain and yard maintained since her refit in 2002, she is in pristine condition and ready for a new owner to take over.

Exclusions

A list of exclusions will be provided upon request.

Recent Upgrades

Wesmar stabilizers completely overhauled and new gyro/digital brains installed

New KVH M5 satellite TV installed

All new entertainment system

Some exterior varnish stripped and refinished

Galley and pilothouse soles revarnished

New headliners in aft deck, main salon, and pilothouse

New upholstery galley settee, main salon sofa, and aft deck settee

Exterior paint where needed New headliners throughout - Winter 2011 through 2012

New wallcoverings - crews quarters - January 2012 All new batteries - January 2012

Exclusions


Owner's personal belongings.

Disclaimer




The Company offers the details of this vessel or yacht in good faith but cannot guarantee or warrant the accuracy of this information nor warrant the condition of the vessel. A buyer should instruct his representatives, agents, or his surveyors, to investigate such details as the buyer desires validated. This vessel or yacht is offered subject to prior sale, price change, or withdrawal without notice.

PHOTOS





Aft Dining



CONTACTS

Andrey Shestakov, leading yacht broker of the sales department of Shestakov Yacht Sales Inc. Shestakov Yacht Sales Inc., the official representative of the Miami/Fort Lauderdale FL headquarters.

Contact details

Email: **andrey@shestakovyachtsales.com**

Web: shestakovyachtsales.com/en/

Telephones

USA: **+1(954)274-4435**

Office hours

Monday – Saturday: **9:00 - 21:00** EDT

Sunday: **closed**

Address



Harbour Towne Marina, 850 NE 3rd St, STE 213, Dania, FL 33004