

D-FENCE — PRESIDENT YACHTS



Судостроитель: PRESIDENT YACHTS

Год постройки: 2008

Модель: Моторная яхта

Цена: ЦЕНА ЯХТЫ ПО ЗАПРОСУ

Местонахождение: United States

Длина общая: 106' 8" (32.51m)

Ширина: 23' 8" (7.21m)

Мин. осадка: 6' 0" (1.83m)

Крейс. скорость: 18 Kts. (21 MPH)

Макс. скорость: 21 Kts. (24 MPH)

Купить **D-Fence — PRESIDENT YACHTS** а также выбрать подходящую вам яхту из нашего **каталога яхт** вам поможет опытный яхтенный брокер Андрей Шестаков. На сегодняшний день компания **Shestakov Yacht Sales Inc.** имеет большое количество яхт в **собственном списке продаж**, а также тесно сотрудничает со всеми крупными **яхтенными производителями** по всему миру.

Для того чтобы купить яхту **D-Fence — PRESIDENT YACHTS** а также проконсультироваться по любому вопросу связанному с покупкой, продажей, чартером яхт позвоните по телефону **+7(918)465-66-44**.

ОГЛАВЛЕНИЕ

ОГЛАВЛЕНИЕ	2
ХАРАКТЕРИСТИКИ	5
Обзор	5
Основная информация	5
Размеры	5
Скорость, вместимость и масса	6
Размещение	6
Корпус и палуба	6
Информация о двигателе	6
ПОДРОБНОЕ ОПИСАНИЕ	7
Accommodations and Layout	7
Galley	8
Electronics and Entertainment	8
Electrical System	8
Engine Room & Mechanical	9
Hull & Deck Equipment	9
Remarks	10
Исключения	10
Отказ от ответственности	10
ФОТОГРАФИИ	12
Salon	12
Salon Aft Starboard View	12
Salon Dining	12
Salon Bar	12
Dayhead	12
Galley Settee Aft View	12
Galley Aft	12
Gelley Settee	12

VIP Stateroom	13
Guest Stateroom	13
Guest Bath	13
Lower Master Stateroom	13
Lower Master Stateroom Starboard View	13
Lower Master Stateroom	13
Lower Master Stateroom Bath	13
Wheelhouse	13
Wheelhouse Settee	14
Upper Master Stateroom	14
Upper Master Stateroom	14
Captain Stateroom	14
Crew Stateroom	14
Crew Mess	14
Upper Aft Deck	14
Flybridge Aft View	14
Flybridge Forward View	15
Fly Bridge Bar	15
Engine Room	15
Engine Room	15
Foredeck Settee	15
Foredeck Settee	15
Walkaround Deck	15
Foredeck	15
Aft Deck	16
Stern View	16
Layout	16
Layout	16
Running	16

КОНТАКТЫ	17
Контактная информация	17
Телефоны	17
Время работы	17
Адрес	17

ХАРАКТЕРИСТИКИ

Обзор

The President 107' tri-deck sets the trend for larger yachts being built in Taiwan by virtue of her extremely high quality and craftsmanship. This 107' offers a 24' beam with walkaround decks; giving her tremendous volume, with a 6' draft and lightweight construction enabling her to cruise at displacement or planing speeds. The interior features gorgeous teakwood paneling throughout. Her versatile layout provides for two master staterooms (one full beam below and one in a convertible skylounge with a private deck, plus two other guest staterooms plus crew quarters aft....making her an ideal yacht for dual owners or a large family. Also note the expansive aft deck and flybridge area for entertaining. She is fully equipped with the most recognized machinery (including Trac stabilizers, Trac bow and stern thrusters, sewage treatment system and CAT C32A 1800 hp engines - low hours!) . She is ready to cruise and US duty paid. Her good looks and spacious layout set a new standard for a tri-deck yacht which is easily managed and handled by an owner/operator with a short crew. **Seller will consider trading down to a late model motoryacht between 75-85'!** Contact CA Andy Kniffin CPYB - , 954-889-7330 or 954-292-0629 cell to get more details and for appointments to inspect!

Основная информация

Тип судна: Моторная яхта	Подкатегория: Tri-Deck
Модельный год: 2008	Год постройки: 2008
Страна: United States	Открытая палуба мостика: Да

Размеры

Длина общая: 106' 8" (32.51m)	Ширина: 23' 8" (7.21m)
Мин. осадка: 6' 0" (1.83m)	

Скорость, вместимость и масса

Крейс. скорость: 18 Kts. (21 MPH) **Макс. скорость:** 21 Kts. (24 MPH)

Вместимость воды: 700 Gallons **Объем топливного бака:** 4000 Gallons

Размещение

Всего кают: 4

Всего коек: 5

Спальные места: 8

Всего ком. состава: 5

Каюта капитана: Да

Каюты экипажа: 2

Койки экипажа: 3

Спальных мест экипажа: 4

Комм. состав экипажа: 2

Корпус и палуба

Материал корпуса: FRP

Материал палубы: Fiberglass Sandwich

Комплектация корпуса: Semi-Displacement

Цвет корпуса: White

Отделка корпуса: Stainless Steel

Информация о двигателе

Двигатели: 2

Производитель: Caterpillar

Модель: C-32 Acert

Тип двигателя: Inboard

Тип топлива: Diesel

ПОДРОБНОЕ ОПИСАНИЕ

Accommodations and Layout

Sleeps 8 owners and guests in three staterooms below with another master stateroom on the helm deck which can also be used as a skylounge. All have private baths. The crew are aft with two staterooms and two baths. A dayhead is found on the main deck level.

Experienced yachtsmen (and yachtswomen) will find this good-looking and expansive 107' tri-deck motoryacht quite intriguing. Her interior is completely paneled in **satinfinished teakwood with gloss trim moldings.**

From the aft deck, enter the salon via stainless steel-framed glass doors (Aritex) which open in the center. A **sofa pit is to port** with a built-in entertainment credenza to starboard (pop-up lcd television). Just forward and to starboard is an **L-shaped bar** with stools. To port is a **dining table** which seats 8 in comfort. Next is a foyer with a **dayhead** on the inboard side and a **country-style kitchen layout, with a large settee forward.** Two sets of stairs to starboard lead down to the **VIP forward** (queen center-line bed, closet and bath). Two other **full beam staterooms**, fore and aft sharing a foyer area, are found aft down another set of stairs off of the galley area. The full-beam guest stateroom is forward with over-sized twin berths and luxury bath to port. The **full-beam second master** is aft and features a center-line king-sized bed, a spacious **full beam bath** with a shower and Jacuzzi tub, and a cedar-lined walk-in closet to port. Up another set of stairs on the starboard side by the main deck foyer is access to the **wheelhouse.** This expansive area offers an L-shaped settee to port, a wet bar aft and stbd, twin helm chairs and center-line helm area. **Port and starboard wing-doors** offer access to the walkaround **Portuguese style bridge.** Aft of the wheelhouse is a room which is currently designed as **another master stateroom**, complete with a center-line king-sized bed, vanities, entertainment system with a pop-up television, expansive windows offering great views, private bath and a **private seating area outside. This area can easily be converted to a sky lounge area with a convertible sofa if so desired.** From the aft main deck, a stairway to port accesses the second master stateroom (sky-lounge) deck. From there another stairway accesses an **open flybridge** with a helm station, wetbar, L-shaped settee, radar arch and boat deck. The transom area is reached via twin opposing stairways (**euro transom**) with access to the crew area through a watertight door. **The crew area and engine room can also be conveniently accessed from the port side of the aft deck down a stairway. Crew accommodations** feature a lounge/mess to starboard with a twin bunk stateroom with private bath to starboard and a captain cabin with a queen bed and private bath to port. Forward and to port is a foyer area and stairway leading to the aft deck through a watertight door.

Galley

The galley offers plenty of counter and storage space, with an **L-shaped configuration**. **Barstools** under the forward counter top (black-flecked beige granite) allow for informal seating. A large, **raised settee** (can seat 8) is forward. All appliances are have stainless steel facings. Oak flooring is featured in the galley and lounge area. GE® JP950WKWW, 30" electric cook top GE® SCA1001KSS, microwave GE® ZISS480DRSS, side by side refrigerator GE® ZBD0710KSS, dish washer GE® ZEK938SFSS, built-in electric single oven Broan® 1052B, trash compactor U-Line® 2015WC Wine cooler, 120VAC/60HZ (2) Insinkerator® garbage disposal Moen Stainless steel double sink w/single lever kitchen faucet GE® ZDIS15CDD automatic ice maker (salon bar) Wine chiller (salon bar) Wet bar with GE® ZIBS240PSS ref/ice maker (aft deck) GE® ZIBS240PSS ref/ice maker (PH & FB) U-Line® 15R Refrigerator (crew) Kenyon® B41601 cook top (dual burner) (crew) GE® JVM1790SK Profile microwave (crew) Bean central vacuum system Washer/Dryer (Crew foyer)

Electronics and Entertainment

CAT electronic engine displays **Furuno Navnet system** with two displays in the Pilothouse (PH) and one on the Flybridge (FB). Employs black-box plotting (C-Map NT), Radar, Video Depth **Closed circuit camera system** interfaces to Furuno Navnet Simrad Robertson Autopilot (PH and FB) Furuno DSC VHF (PH and FB) Intercom(4) Ritchie® SS5000, flush mount compass (2) **Satellite Television** with Direct TV receivers 42" Pioneer LCD television with surround sound and Toshiba DVD recorder (salon) 36" Toshiba LCD television (skylounge/stateroom) pop-up Toshiba LCD television (crew and lower staterooms) LCD television in weather proof enclosure (aft deck) LCD television (wheelhouse) Sound system with volume controls and exterior speakers

Electrical System

Northern Lights® generators with sound shield 2 set (M944W rating 30KW/60HZ and M1064D - 30KW/60 HZ 760 hrs 3.17 and rating 40KW/60HZ - 440 hrs 3.17). **Xantrex® SW4024MC2 Inverter/charger** (2) with interface cable 50ft **Glendinning®**, CM-8/24V.(100AMP) cable master shore power cable winder (2) & 50A (1) Charles® 100A A-B Selector and **ISOBOOST transformer** VAC and VDC distribution panels with lcd meters and thermal breakers **Lifeline AGM batteries** 255AH, (8) w/FRP. Battery boxes for 24V service Lifeline AGM batteries 105AH, (2) w/FRP. Battery boxes for 12V service Lifeline AGM batteries 210AH, (4) w/FRP. Battery boxes for engines Lifeline AGM batteries 105AH, (2) w/FRP. Battery boxes for generator Emergency parallel switch between engines and service's battery bank Battery on/off switches Dolphin 24 and 12 VDC battery chargers (ER) Powerline® 160A large frame 24V alternator w/regulator Bonding system w/zinc anodes on transom

Stereo wiring w/speakers (14) Color-coded wiring system Interior **halogen lighting** with Vimar switches and dimmers Exterior courtesy lighting Engine room light 24VDC (6) and 120AC fluorescent lights (4) ACR® RCL-100 remote control searchlight Aqua - signal navigation lighting Flood lights , mounted in aft deck overhead and P/H deck overhead Engine room intake/exhaust blowers (4)

Engine Room & Mechanical

The engine room is accessed through a watertight door forward of the stern crew area - which can be reached via stairs from the aft deck or the transom watertight door. It is full beam with plenty of access to equipment. Aluminum 'diamond-plate' flooring is easily removable to access fully gel-coated bilge areas. The engine room is attractively dressed out in perforated aluminum sound shielding. **Twin Caterpillar® C-32 Acert diesel engines**, 1,825 hp each (525 hours 3.17) ZF Gear ratio 467:1 - mounted on stainless steel beds Racor (dual each) FG1000 fuel filter/water separators (main engines) Racor (dual each) FG900 fuel filter/water separators (gensets) **Glendinning electronic engine controls** EEC-3 (PH and FB) **Cruisair chilled-water air conditioning system**, (Total 15 Tons) **Trac® stabilizer system Trac® 45HP hydraulic bow thruster Trac® 45HP hydraulic stern thruster** Groco Bronze sea water strainers with shut-offs **Headhunter®** fresh water pressure system with pump (2) AC and (1) DC **Sea Recovery Water maker** (70 gph) (2) Hot water heaters (s/s - 30usg each) Fiberglass holding tank 120 US. Gals with lever indicator Macerator pumps (2) **Hamman® waste treatment system super mini** Sump Pumps for baths (3) Engine room fire detector Reverso® GP705, Oil-change system for main engines and generators Fireboy® MA2-1500-FM200, Fire extinguishing system with manual and automatic discharge

Hull & Deck Equipment

President hulls and decks are FRP (fiberglass reinforced plastic) - built using the latest methods of sandwich foam coring (vacuum-bagged for weight reduction) and finest materials available. The hull bottom is solid FRP using Hydrex vinylester resin for skin coats and sealed using International epoxy osmosis protection primer. The exterior finish is super-faired bright white gelcoat. The hull design features a modified V-hull with propeller pockets and underwater type exhausts. **All decks are walk around.** The foredeck features a built-in **circular settee** with a table and plenty of deck storage. **The aft deck features a beautiful teak table with seating for 8 plus a long, built-in settee with seating for 6-8.** The exterior main deck and aft deck area are covered in natural teak which is in excellent condition.

Aluminum fuel tank (5,500 usg) - with access plates Stainless steel 316 fresh water tank w/gauges (3) **Maxwell® VWC - 4000HYD (hydraulic) windlasses** (2) w/ hand held control & chain counters Twin S/S navy type anchors (160 lbs each) with 1/2" HT chain, 200ft Chain locker with fiberglass hatch Fresh and raw water wash downs (foredeck) Two Stainless steel mooring bollards forward with fairleads S/S hawse pipes with spring cleats (4) Rub rail with stainless steel trim Windows are frameless style tempered glass EXALTO® wipers (5) **Kahlenberg®** D-1 dual horn with KA-500 air compressor 316 S/S stanchions & handrails Fiberglass boarding doors (2) by aft deck Tide-ride boarding ladder (top swivel pad) and hanging ladder Aritex heavy-duty stainless steel exterior doors Maxwell® VC2200 vertical electric stern capstans (2) Aqualoy® 22HS Propeller shafts, 4" diameter 5- Blade NiBral Propellers Transom shower hot & cold water Shore water connections **Steelhead® SM2000R, crane 120VAC/60HZ Atlantica DLX 421 RIB w/60 hp Yamaha 4 stroke outboard (barely used)** Platismo Lifteraft (8 person) Docklines and inflatable fenders USCG equipment Exterior covers

Remarks

The President 107' tri-deck sets the trend for larger yachts being built in Taiwan by virtue of her extremely high quality and craftsmanship. This 107' offers a 24' beam with walk around decks; giving her **tremendous volume**, with a **6' draft** and lightweight construction - enabling her to **cruise comfortably at displacement or planing speeds**. The interior features gorgeous teak wood paneling throughout. Her versatile layout provides for two master staterooms (one full beam below and one in a convertible sky lounge with a private deck), plus two other guest staterooms and crew quarters aft....**making her an ideal yacht for dual owners or a large family**. Also note the expansive aft deck, sky lounge deck and fly bridge area for entertaining. She is fully equipped with the most recognized machinery (including **Trac stabilizers, Trac bow and stern thrusters, sewage treatment system and CAT C32A 1800 hp engines all with low hours!**). "D-Fence" is ready to cruise and **US duty paid**. Her good looks and spacious layout set a new standard for a tri-deck yacht which is easily managed and handled by an owner/operator with a short crew.

Owner is motivated to sell!

Исключения

При продаже яхты исключаются личные вещи владельца.

Отказ от ответственности

Компания предоставляет описание судна или яхты добросовестно, но не может

гарантировать точность этой информации, а также не ручается за техническое состояние. Покупатель должен проинструктировать своих агентов или оценщиков исследовать представленную информацию более подробно, по собственному желанию. Продажа судна или яхты, изменение цены или снятие с продажи будет происходить без предварительного уведомления.

ФОТОГРАФИИ

Salon



Salon Aft Starboard View



Salon Dining



Salon Bar



Dayhead



Galley Settee Aft View



Galley Aft



Gelley Settee



VIP Stateroom



Guest Stateroom




Guest Bath




Lower Master Stateroom




Lower Master Stateroom




Lower Master Stateroom Starboard View



Lower Master Stateroom Bath



Wheelhouse



Wheelhouse Settee



Upper Master Stateroom



Upper Master Stateroom



Captain Stateroom



Crew Stateroom



Crew Mess



Upper Aft Deck



Flybridge Aft View



Flybridge Forward View



Fly Bridge Bar



Engine Room



Engine Room



Foredeck Settee



Foredeck Settee



Walkaround Deck



Foredeck



Aft Deck



Stern View




Layout



Layout



Running



КОНТАКТЫ

Андрей Шестаков (Andrey Shestakov) – ведущий яхтенный брокер отдела продаж яхт и судов компании Shestakov Yacht Sales Inc. Официальный представитель Shestakov Yacht Sales Inc. для русскоговорящих клиентов в центральном офисе компании в Майами/Форт Лодердейл/Флорида/США.

Контактная информация

Email: **andrey@shestakovyachtsales.com**

Web: **shestakovyachtsales.com**

Телефоны

Краснодарский край: **+7(918)465-66-44**

США, Майами, Флорида: **+1(954)274-4435**

Время работы

Понедельник – Суббота: **9:00 - 21:00 EDT**

Воскресенье: **Закрето**

Адрес



Harbour Towne Marina, 850 NE 3rd St, STE 213, Dania, FL 33004