

EL KAY SEA — NEPTUNUS



Builder: NEPTUNUS

Year Built: 2006

Model: Motor Yacht

Price: PRICE ON APPLICATION

Location: United States

LOA: 56' 0" (17.07m)

Beam: 16' 2" (4.93m)

Min Draft: 4' 9" (1.45m)

Max Draft: 4' 11" (1.50m)

Cruise Speed: 26 Kts. (30 MPH)

Max Speed: 31 Kts. (36 MPH)

Our experienced yacht broker, Andrey Shestakov, will help you choose and buy a yacht that best suits your needs **EL KAY SEA — NEPTUNUS** from **our catalogue**. Presently, at **Shestakov Yacht Sales Inc.**, we have a wide variety of yachts available on **our sale's list**. We also work in close contact with all the big **yacht manufacturers** from all over the world.

If you would like to buy a yacht **EL KAY SEA — NEPTUNUS** or would like help answering any questions concerning purchasing, selling or chartering a yacht, please call **+1(954)274-4435**

TABLE OF CONTENTS

TABLE OF CONTENTS	2
SPECIFICATIONS	5
Basic Information	5
Dimensions	5
Speed, Capacities and Weight	5
Accommodations	5
Hull and Deck Information	6
Engine Information	6
DETAILED INFORMATION	7
Vessel Walkthrough	7
Salon	7
Galley	7
Dining	7
Lower Helm	8
Companionway	8
Master Stateroom	8
Master Head	9
Starboard Guest Cabin	9
Guest Head	9
VIP Cabin	10
Fore Deck	10
Aft Deck	10
Flybridge	11
Flybridge Electronics	11
Lazarette	12
Electrical System	12
Engine Room	12
Construction Details	12

Remarks	12
Exclusions	13
Disclaimer	13
Exclusions	13
Disclaimer	13
PHOTOS	14
Salon	14
Salon	14
Salon	14
Salon	14
Galley	14
Galley	14
Galley	14
Galley	14
Galley	15
Dining	15
Dining	15
Helm	15
Helm	15
Companionway	15
Master Stateroom	15
Master Stateroom	15
Master Stateroom	16
Master Stateroom	16
Starboard Guest Cabin	16
VIP Cabin	16
VIP Cabin	16
Aft Deck	16
Side Decks	16

Side Decks	16
Flybridge Steps	17
Flybridge Hatch	17
Flybridge Hatch	17
Flybridge	17
Flybridge	17
Flybridge	17
Clear Glass Panel	17
Flybridge Bar	17
Helm	18
Helm	18
Engine Room	18
Engine Room	18
Engine Room	18
Engine Room	18
Engine Room	18
Engine Room	18
Engine Room	18
AC	19
Generator	19
Dripless Shaft Seals	19
Forward Quarter Profile	19
Aft Quarter Profile	19
CONTACTS	20
Contact details	20
Telephones	20
Office hours	20
Address	20

SPECIFICATIONS

Basic Information

Category: Motor Yacht

Model Year: 2006

Year Built: 2006

Country: United States

Vessel Top: Hardtop

Fly Bridge: Yes

Dimensions

LOA: 56' 0" (17.07m)

LWL: 52' 6" (16.00m)

LOD: 56' 0" (17.07m)

Beam: 16' 2" (4.93m)

Min Draft: 4' 9" (1.45m)

Max Draft: 4' 11" (1.50m)

MFG Length: 58' 6" (17.83m)

Speed, Capacities and Weight

Cruise Speed: 26 Kts. (30 MPH)

Cruise Speed Range: 340

Max Speed: 31 Kts. (36 MPH)

Displacement: 58000 Pounds

Water Capacity: 180 Gallons

Holding Tank: 95 Gallons

Fuel Capacity: 820 Gallons

Accommodations

Total Cabins: 3

Total Berths: 3

Sleeps: 6

Total Heads: 2

Hull and Deck Information

Hull Material: Fiberglass

Deck Material: Teak

Hull Configuration: Deep Vee

Hull Color: White

Hull Finish: Aluminum

Hull Designer: Tony Castro

Engine Information

Engines: 2

Manufacturer: Caterpillar

Model: C-15

Engine Type: Inboard

Fuel Type: Diesel

DETAILED INFORMATION

Vessel Walkthrough

The Neptunus 56' Flybridge offers three generous staterooms, two heads, a lower helm, on deck galley and sit down dining. With a generous use of high gloss cherry joinery, burlled countertops and buff vinyl wall panels the interior is gorgeous. Unique deck plans below deck, main deck and flybridge make the most of her 56' length.

Salon

Upon entering from the Aft Deck of the 56' Neptunus one finds a wide open Salon, Galley, Dinette and Helm area that blends together like no other mid 50' Sedan Cruiser. The high gloss cherry joinery, buff colored wall coverings and slightly contrasting overhead is breathtaking. To port is an L shaped settee with storage under upholstered in beige Ultra Leather. Two sets of drapes cover the double windows both port and starboard. To starboard is an identically upholstered two person curved loveseat. Forward is a cabinet housing the built in 32" LCD TV, a huge improvement over earlier models. Above is a cabinet with a Bose Lifestyle 48 entertainment center with AM/FM/CD/DVD changer and the Sea Tel Coastal 18 System Sat TV system controls. Forward are two steps up to the Galley. Aft is a sliding bug screen and full drapes for the curved stainless steel Trend entry door. Above are seven dimmable halogen mini spots in soffits and two stereo speakers. Also in this area is a Bose subwoofer, digital AC controls, carpet runners, central vac outlet, rope lighting, a custom cherry/burlwood coffee table and soffit delivery of the air conditioning air.

Galley

Galley is to port just forward of the Salon, is C shaped and is very well laid out for efficient use of space. Equipment as below. AEG 4 burner Ceran top 240V stovetop Sub Zero under counter refrigerator behind lacquered door to starboard AEG Built in oven (custom option) Under counter freezer behind lacquered door Double stainless under mount steel sink Panasonic microwave oven Exhaust blower Kugler removable handle spray faucet Insinkerator food waste disposal Separate filtered drinking water tap (15) High gloss cherry storage cabinets (2) High gloss cherry storage drawers (2) GFCI outlets (4) Under cabinet DC mini spots on a dimmer (4) Overhead mini spots Lamine cherry sole Avonite countertops

Dining

Just forward and open to the Galley is the curved dining settee. A unique high gloss

cherry table folds in half for easy entry. The tan Ultra Leather upholstery settee easily seats four and could be the best seats in the house while underway. Placed all the way forward with 180 degrees of visibility the use of space is very impressive. Two more stereo speakers are forward along with window defrosters and an inventive "Skylight" to the passageway below. The sole is laminated cherry to match the Galley.

Lower Helm

A two person Ultra Leather upholstered helm seat sits forward on the starboard side. The wrap around Helm features instruments and electronics mounted on high gloss burlwood joinery. Five cherry cabinets below house the Maptech mainframe and storage. Equipment includes:

Furuno 12" Nav Net 3D radar/plotter system, new 2010

Fish finder option for Maptech system (2) Caterpillar LCD gauge panels Simrad AP25 autopilot Icom M602 VHF w/DSC Raymarine ST60 digital speed log Raymarine ST60 digital depth meter Vetus bow & stern thruster controls Fireboy fire system controls (3) Windshield wiper/washer controls Bennett trim tab controls CAT electronic clutch & throttle controls (4) Bilge pump switches Digital bilge pump counters 12 Volt accessory outlet Ritchie Powerdamp 5" compass Dino tilting wood helm wheel Hydraulic power assist steering KVH HD7 Sat TV dome, new 2010

Sea Tel Sat phone w/fax Engine start/stop switches Joystick for Maptech system

Companionway

From the starboard side just forward of the Salon is the curved seven step access to the lower accommodations. The yacht's electric panel is outboard of the steps along with an opening stainless steel porthole, a bookshelf, carpet runners and LED step lights. At the bottom of the landing in a cherry cabinet is the Whirlpool stacked Thin Twin Heavy Duty washer dryer unit. The cabinet is cedar lined and has a DC auto light. The carpet runner extends forward and up three steps to the two forward cabins. A cherry handrail with hidden rope lights, the aforementioned skylight and DC mini spots are overhead.

Master Stateroom

The Master Suite is the first stateroom off the companionway. Through an arched top cherry door is the queen size berth on a 45 degree angle off the port aft corner for intelligent space utilization. Horizontal cherry strips between Ultra Leather vinyl panels give this cabin a distinctive look. The raised platform berth has rope lighting below, two storage drawers at the foot of the berth and an upholstered headboard set into a

mirrored bulkhead. The mattress is Temperpedic. Twin brass swing arm reading lights flank the berth. Built in cabinetry serves as his and hers nightstands. To starboard are six cherry drawers and one storage cabinet. Next outboard is an "almost" walk in hanging locker with cedar lighting, a DC light and a hidden panel concealing a digital owner's safe. A dressing mirror is inside the door. At the foot of the berth is an upper cabinet with a built in 20" LCD TV/DVD player and a lower cabinet with a drawer and two curved cabinet doors. To port of the berth is one storage drawer, storage cuddy and two opening stainless steel portholes and full drapes. Air is delivered through the soffit evenly across the aft end of the cabin eliminating ugly vents and strong drafts. Next forward is the en suite Head. Also in this cabin are Bose stereo speakers linked to the main system and four dimmable halogen mini spots overhead.

Master Head

Two steps up from the Master Cabin is the private Master Head with marble sole, mirrored overhead and a Raritan Atlantis head. The cherry vanity has one curved storage cabinet below the bow front Corian countertop and an under mount sink with two tone sink faucet above. Above is an opening stainless steel porthole behind a Duette shade with rope lighting for accent. Above are four mirrored medicine cabinet doors and a mirror angled for perfect use. The stall shower has a hinged clear glass door, a hand held or wall mountable Grohe fixture, a light, an exhaust fan and a grab rail. Also in the Head is a full size dressing mirror and three overhead mini spots.

Starboard Guest Cabin

Next forward is the Starboard Guest Cabin featuring a unique double berth with innerspring mattress outboard with rope lighting, one large and two smaller drawers beneath the berth facing centerline. Inboard is a three drawer cherry nightstand with a brass swing arm light above. Over the berth is a halogen mini spot reading light and hinged access to the back of the Lower Helm Area. Above the berth are two opening stainless steel portholes with full drapes. Forward is a cedar lined hanging locker with autolight. Also in this cabin are two stereo speakers with volume control, digital AC controls, a 20" LCD TV, a full dressing mirror and four overhead halogen mini spots.

Guest Head

Located opposite the Starboard Guest Cabin and aft of the VIP is the Guest Head with cherry laminate sole, mirrored overhead and a Raritan Atlantis head. It has two access doors, one from the VIP and the other from the companionway allowing it to be the Day Head as well. The cherry vanity has one curved storage cabinet below the bow front Corian countertop and an under mount sink with two tone sink faucet above. Above is an opening stainless steel porthole behind a Duette shade with rope

lighting for accent. Above are three mirrored medicine cabinet doors and a mirror angled for perfect use. The stall shower has a hinged clear glass door, a hand held or wall mountable Grohe fixture, a light, an exhaust fan and a grab rail. Also in the Head is a full size dressing mirror and three overhead mini spots.

VIP Cabin

The VIP Cabin is all the way forward and rivals many Master Cabins of similar sized yachts. The queen size berth with innerspring mattress is off the forward mirrored bulkhead with an upholstered headboard above. Below the berth are rope lights and two storage drawers facing aft. Above the berth is a Bomar escape hatch with screen or privacy cover for emergency escape and ventilation and two separate halogen mini spots as reading lights. To both port and starboard are seven cherry cabinets. Below are full drapes and rope lights with one opening stainless steel porthole on each side. Built in cabinetry form nightstands both port and starboard. Aft to port is access to the Guest Head. Aft to starboard is a cedar lined hanging locker with auto light and a central vacuum outlet. On the aft bulkhead is a dressing vanity with stool and drawer. Above is a built in 20" LCD TV, a DVD player and a storage locker. Also in this cabin are eight dimmable overhead mini spots, two Bose stereo speakers with link main Bose unit, digital AC controls and a hatch to the bow thruster area in the sole below.

Fore Deck

Fiberglass non skid decks
Stainless steel Delta Plow anchor w/chain rode
Lewmar Ocean series anchor windlass w/up & down foot switches
Bow roller & stainless steel anchor chute
Chain locker hinged access hatch
Welded stainless steel bow rails w/stainless steel lifeline (2)
Removable sun cushions on bow w/cover
(3) Windshield wipers w/washers
Forward hailer horn
International navigation lights
Blue Stamoid windshield cover
Side deck grab rails
Port & starboard opening side gate in bow rail amidships
Dual spring line cleats port & starboard
Stainless burgee staff
Round Bomar deck hatch to VIP
Anchor wash down spigot
Stainless steel vertical boarding ladder mounts port & starboard, stows in Lazarette
Dark tinted frameless cabin side windows
Signal horn
15 hp Vetus bow thruster

Aft Deck

Teak sole
(7) Molded steps to Flybridge w/teak treads
Storage locker under Flybridge steps
4 Person seat across transom w/upholstered cushions & cover
Engine Room access via hatch in aft seat
3 Section cherry table in front of seating w/hinged center section & twin stainless steel pedestals & cover
Port & starboard hinged stainless steel boarding gates to swim platform
Bar sink under hinged top w/Miele electric BBQ & storage below to starboard
BCM hydraulic swim platform w/750 lb. capacity w/tender tie

downs & teak decking LED Step lights to Flybridge Port & starboard steps to swim platform w/teak treads Port & starboard molded steps w/teak treads to side decks LED step lights to side deck (3) Stainless steel overhead DC Aft Deck lights Removable service hatch to Engine Room Trend curved stainless steel entry door w/dark tinted glass Port & starboard lockers to access cleats Hot & cold shower in starboard cleat locker Shore water connection w/pressure regulator in port cleat locker Aft Cockpit tonneau cover (2) Stereo speakers Clarion remote for stereo Hinged cover to Flybridge steps

Flybridge

Teak laid decks Helm to starboard Unique sun lounge cushions forward of Helm Tinted Venturi windscreen Flybridge bar w/stainless steel sink, U Line refrigerator w/icemaker Blue Stamoid helm cover (2) Upholstered adjustable helm chairs w/storage below (2) Blue Stamoid helm seat covers C Shaped Flybridge seating w/removable cushions & storage below to seat six Blue Stamoid seating covers Mounted life ring w/retrieval line Bell & flares Varnished cherry folding table on stainless steel pedestals Fiberglass radar arch type support to Neptunus new style fiberglass hardtop Blue LED deck lighting Glomex TV antenna KVH HD7 Sat Dome, new 2010

(2) Cup holders at Helm (2) Stereo speakers Red overhead night light at Helm Hinged cover to Aft Deck steps w/stainless steel safety rail Portside wing controls under fiberglass cover with start/stop, engine controls & bow/stern thruster controls Stainless steel tilting Helm wheel Dark burlwood dash Marine Air heat & air conditioning w/digital controls Second Marine air compressor & air handler added 6/19 Full 4 side clear vinyl enclosure Glass panel in front of Helm w/windshield wiper

Flybridge Electronics

Simrad AP25 autopilot repeater w/wired remote Raymarine ST60 depth sounder repeater Raymarine ST60 speed log repeater Ritchie SS2000 5" magnetic compass (2) Caterpillar LCD gauge panels Fireboy fire system controls (2) Wema electric fuel gauges Bilge pump alarm indicator panel Bennett trim tab controls Start stop switches w/keys Vetus bow & stern thruster controls Teak footrest Clarion AM/FM/CD stereo Caterpillar electronic controls for clutch & throttle (2) Complete Furuno 12" Nav Net 30 radar, plotter & fish finder options, new 2010

Icom M602 VHF Hydraulic power assist steering (2) Joysticks for Maptech systems Air horn Windlass up & down switches Remote for Clarion stereo Caterpillar emergency engine control panel Jabsco ITT searchlight controls

Lazarette

Four step stainless and teak vertical boarding ladder
5 Step stainless & teak ladder from Aft Deck
DC incandescent lighting
AC fluorescent lighting

Electrical System

12/24 volt DC electrical system
110/220 volt AC electrical system
17.5 kW Onan generator in sound shield
(2) 8D 12V batteries
(3) 4D 12V batteries
220 volt 50 amp Glendinning cable master w/60' cord in starboard cleat locker
Victron 24V 30 amp battery charger
Victron 12V 100 amp battery charger
Rex manufacturing 15 KVA isolation transformer
LED DC volt meter
LED AC volt meter
LED DC amp meters
LED AC amp meter
Cable TV/telephone inlets w/50' cords in starboard cleat locker
Neptunus DC panel w/42 circuits w/indicator lights
Neptunus 110V panel w/16 circuits w/indicator lights
Neptunus 220V panel w/8 double pole circuits w/indicator lights
Glomex TV antenna gain control A/B
Antenna switch
Quicksilver galvanic isolator
Fully bonded 2500 watt inverter w/remote panel

Engine Room

(2) Racor 1000 MA fuel filters
ZF V drives, MG 5114, 2.05 to 1 ratio "Strong" dripless shaft seals w/mounted spares
2 ½" Stainless steel shafts
4 Blade bronze props
Dual actuator Bennett trim tabs
15 HP Vetus bow thruster
10 HP Vetus stern thruster
Oil Xchanger
5 Point oil change system for mains, transmissions & generator
(2) 24,000 BTU Cruiseair chillers (chilled water)
25 Gallon hot water heater
Airsep crankcase ventilation system
Water tank electric gauge
Waste tank electric gauge new sender (8/06)
(2) Coolant recovery bottles for main engine
Coolant recovery bottle for generator
Teleflex Sea Star power steering system
Racor 500 fuel filter for generator
Groco 3" main engine intake strainers w/ball valves
AC fluorescent lighting
DC incandescent lighting
110V fresh water pump
Expansion tank for water system
Shaft brushes for bonding
Fireboy Halon fire system w/override
(2) Engine Room blowers
Heavy Duty Engine Room door w/window
Air intake filters
(4) Rule bilge pumps, (3) w/counters
De Angelo (Ft. Lauderdale) hard coated stainless steel risers
Macerator pump w/timer
Heavy Duty Engine Room insulation w/perforated aluminum plate

Construction Details

Solid hull below waterline, cored hull sides, 19.5 degree deadrise. Fast, efficient hull form.

Remarks

The Neptunus 56' Flybridge should be inspected by anyone looking for a sleek Eurostyle Sedan Cruiser. This model offers sleek lines, great speeds and "North American" sized berths, spaces and designs. Perhaps the most important feature of this boat is that virtually all of her systems are North American built, parts easily obtained and familiar to the American market. EL KAY SEA has had only two owners. Being a 2006 model she has the vastly enlarged Flybridge and a full overhang for the Aft Deck seating. EL KAY SEA is the best equipped 56' Flybridge Neptunus one will find.

Exclusions

While every effort was made to list all pertinent included equipment aboard EL KAY SEA, there are some personal belongings aboard. Prospective purchasers should assume any item not specifically mentioned herein will not convey at closing.

Disclaimer

Specifications are provided for informational purposes only. Data was obtained from sources believed reliable but is not guaranteed by owner or brokers. Buyer assumes responsibility to verify all speeds, capacities, consumption's and other measurements contained herein and otherwise provided and agrees to instruct his agents to confirm such details prior to purchase. Vessel is subject to prior sale, price and inventory changes and withdrawal from market without notice.

Exclusions

Owner's personal belongings.

Disclaimer

The Company offers the details of this vessel or yacht in good faith but cannot guarantee or warrant the accuracy of this information nor warrant the condition of the vessel. A buyer should instruct his representatives, agents, or his surveyors, to investigate such details as the buyer desires validated. This vessel or yacht is offered subject to prior sale, price change, or withdrawal without notice.

PHOTOS

Salon



Salon



Salon



Salon



Galley



Galley




Galley



Galley



Galley



Dining




Dining



Helm




Helm



Companionway



Master Stateroom



Master Stateroom



Master Stateroom



Master Stateroom



Starboard Guest Cabin




VIP Cabin



VIP Cabin



Aft Deck




Side Decks




Side Decks



Flybridge Steps




Flybridge Hatch




Flybridge Hatch




Flybridge




Flybridge



Flybridge



Clear Glass Panel



Flybridge Bar



Helm



Helm



Engine Room



Engine Room



Engine Room



Engine Room



Engine Room



Engine Room



AC



Generator




Dripless Shaft Seals



Forward Quarter Profile



Aft Quarter Profile



CONTACTS

Andrey Shestakov, leading yacht broker of the sales department of Shestakov Yacht Sales Inc. Shestakov Yacht Sales Inc., the official representative of the Miami/Fort Lauderdale FL headquarters.

Contact details

Email: **andrey@shestakovyachtsales.com**

Web: shestakovyachtsales.com/en/

Telephones

USA: **+1(954)274-4435**

Office hours

Monday – Saturday: **9:00 - 21:00** EDT

Sunday: **closed**

Address



Harbour Towne Marina, 850 NE 3rd St, STE 213, Dania, FL 33004