

LAGNIAPPE — TIARA



Builder: TIARA

Year Built: 1995

Model: Cruiser

Price: PRICE ON APPLICATION

Location: United States

LOA: 29' 0" (8.84m)

Beam: 11' 4" (3.45m)

Min Draft: 2' 8" (0.81m)

Max Draft: 2' 8" (0.81m)

Cruise Speed: 23 Kts. (26 MPH)

Max Speed: 30 Kts. (35 MPH)

Our experienced yacht broker, Andrey Shestakov, will help you choose and buy a yacht that best suits your needs **Lagniappe — TIARA** from **our catalogue**. Presently, at **Shestakov Yacht Sales Inc.**, we have a wide variety of yachts available on **our sale's list**. We also work in close contact with all the big **yacht manufacturers** from all over the world.

If you would like to buy a yacht **Lagniappe — TIARA** or would like help answering any questions concerning purchasing, selling or chartering a yacht, please call **+1(954)274-4435**

TABLE OF CONTENTS

TABLE OF CONTENTS	2
SPECIFICATIONS	4
Basic Information	4
Dimensions	4
Speed, Capacities and Weight	4
Accommodations	4
Hull and Deck Information	5
Engine Information	5
DETAILED INFORMATION	6
Overview	6
Equipment Highlights	6
Accommodations	7
Galley	7
Electronics and Navigational Equipment	7
Electrical System	7
Engine /Mechanical Equipment	7
Hull and Deck	8
Exclusions	8
Disclaimer	8
PHOTOS	9
Portside View on Lift	9
Helm Station	9
Hydraulic Lift Starboard	9
Hydraulic Lift to Engine Compartment	9
Port Peninsular Diesel	9
Starboard Peninsular Diesel	9
Total Enclosure for Cockpit	9
Floorplan	9

CONTACTS	13
Contact details	13
Telephones	13
Office hours	13
Address	13

SPECIFICATIONS

Basic Information

Category: Cruiser

Sub Category: Cabin Cruiser

Model Year: 1995

Year Built: 1995

Country: United States

Fly Bridge: Yes

Cockpit: Yes

Dimensions

LOA: 29' 0" (8.84m)

Beam: 11' 4" (3.45m)

Min Draft: 2' 8" (0.81m)

Max Draft: 2' 8" (0.81m)

Clearance: 11' 4" (3.45m)

MFG Length: 29' 0" (8.84m)

Speed, Capacities and Weight

Cruise Speed: 23 Kts. (26 MPH)

Max Speed: 30 Kts. (35 MPH)

Displacement: 10700 Pounds

Water Capacity: 30 Gallons

Holding Tank: 20 Gallons

Fuel Capacity: 200 Gallons

Accommodations

Total Berths: 2

Sleeps: 4

Total Heads: 1

Crew Berths: 1

Crew Sleeps: 1

Crew Heads: 1

Hull and Deck Information

Hull Material: Fiberglass

Deck Material: Fiberglass

Hull Configuration: Deep Vee

Hull Color: White

Engine Information

Engines: 2

Manufacturer: Peninsular Diesel

Model: 6.5

Engine Type: Inboard

DETAILED INFORMATION

Overview

TWIN DIESELS BETTER PRICED THAN GAS!

Owner Has Sold House On The Water & Boat Has To Go!!

Twin Peninsular 6.5 diesels, 225HP, w/1500 hrs. Electronics include Northstar 952X GPS Navigator, Furuno Color Depth sounder, Autopilot, Trim Tabs, Synchronizer. Sleeps 4 in forward berth and convertible dinette. Cabin appointments are extremely attractive. Hide-away bench seating at the transom, hinged helm console, transom door. Great engine access through a hydraulically raised bridge deck. Bring offers!!

Equipment Highlights

Electronics

- Depthsounder - Furuno Color Depth Sounder FCV667
- Autopilot - Simrad
- Radio - Clarion Cassette AM/FM Stereo
- Compass - Ritchie
- GPS - Northstar 952X GPS Navigator
- VHF - Standard

Inside Equipment

- Electric Bilge Pump
- Microwave Oven - Princess
- Electric Head
- Refrigerator - Norcold
- Battery Charger

Electrical Equipment

- Shore Power Inlet - 30 amp

Accommodations

Great express cruiser. Sleeps 4, two in angled double berth and two in convertible dinette. Electric head and shower. Lots of storage. Hanging locker.

- U-Line Icemaker
- 9000 BTU Reverse Cycle Marine Air Conditioning

Galley

Convertible dinette with leatherette sofa to starboard. Galley to port.

- Norcold Refrigerator
- Molded Sink
- Princess Microwave
- Single Burner Electric Stove
- Recessed lighting

Electronics and Navigational Equipment

- Clarion Cassette AM/FM Stereo
- Northstar 952X GPS Navigator
- Furuno Color Depth Sounder FCV667
- Standard VHF
- Ritchie Compass

Electrical System

- 30Amp Shore Power Cord
- Battery Charger
- NEW Batteries (Aug. 2010)

Engine /Mechanical Equipment

TWIN DIESELS BETTER PRICED THAN GAS!

Twin Peninsular 6.5, 225HP,diesels with 1500 hrs. Well maintained. Bridge deck can be raised hydraulically for engine access.

- Simrad Autopilot
- Glendinning Engine Synchronizer
- Trim Tabs
- Fireboy Fire Extinguisher System

Hull and Deck

Desirable L-Lounge seating in the helm area. Hide-away bench seating at the transom, hinged helm console, transom door.

- Guest Remote Electric Searchlight
- Full Eisenglass enclosure for cockpit area
- Sunbrella canvas cover across windshield area
- Swim Platform
- Fishboxes
- Maxwell Electric Windlass
- Cockpit Wet Sink w/cutting board
- Removable Cockpit Table

Exclusions


Owner's personal belongings.

Disclaimer

The Company offers the details of this vessel or yacht in good faith but cannot guarantee or warrant the accuracy of this information nor warrant the condition of the vessel. A buyer should instruct his representatives, agents, or his surveyors, to investigate such details as the buyer desires validated. This vessel or yacht is offered subject to prior sale, price change, or withdrawal without notice.

PHOTOS


Portside View on Lift



Helm Station



Hydraulic Lift Starboard



Hydraulic Lift to Engine Compartment




Port Peninsular Diesel




Starboard Peninsular Diesel



Total Enclosure for Cockpit



Floorplan









CONTACTS

Andrey Shestakov, leading yacht broker of the sales department of Shestakov Yacht Sales Inc. Shestakov Yacht Sales Inc., the official representative of the Miami/Fort Lauderdale FL headquarters.

Contact details

Email: **andrey@shestakovyachtsales.com**

Web: shestakovyachtsales.com/en/

Telephones

USA: **+1(954)274-4435**

Office hours

Monday – Saturday: **9:00 - 21:00** EDT

Sunday: **closed**

Address



Harbour Towne Marina, 850 NE 3rd St, STE 213, Dania, FL 33004