

MY WAY — CHEOY LEE



Судостроитель: CHEOY LEE

Год постройки: 2001

Модель: Моторная яхта

Цена: ЦЕНА ЯХТЫ ПО ЗАПРОСУ

Местонахождение: Spain

Длина общая: 103' 0" (31.39m)

Ширина: 23' 0" (7.01m)

Мин. осадка: 6' 0" (1.83m)

Крейс. скорость: 19 Kts. (22 MPH)

Макс. скорость: 21 Kts. (24 MPH)

Купить **MY WAY — CHEOY LEE** а также выбрать подходящую вам яхту из нашего **каталога яхт** вам поможет опытный яхтенный брокер Андрей Шестаков. На сегодняшний день компания **Shestakov Yacht Sales Inc.** имеет большое количество яхт в **собственном списке продаж**, а также тесно сотрудничает со всеми крупными **яхтенными производителями** по всему миру.

Для того чтобы купить яхту **MY WAY — CHEOY LEE** а также проконсультироваться по любому вопросу связанному с покупкой, продажей, чартером яхт позвоните по телефону **+7(918)465-66-44**.

ОГЛАВЛЕНИЕ

ОГЛАВЛЕНИЕ	2
ХАРАКТЕРИСТИКИ	4
Обзор	4
Основная информация	4
Размеры	4
Скорость, вместимость и масса	4
Размещение	5
Корпус и палуба	5
Информация о двигателе	5
ПОДРОБНОЕ ОПИСАНИЕ	6
Accommodations	6
Aft deck	7
Plumbing	8
Crew Quarters	8
Deck and Hull Equipment	8
Electrical System	10
Electronics and Navigational Equipment	11
Engine /Mechanical Equipment	12
Flybridge	13
Remarks	14
Safety And Fire Protection	14
Tankage	14
Исключения	14
Отказ от ответственности	14
ФОТОГРАФИИ	16
Underway	16
Anchored	16
Out in the bay with the toys	16

Aft Alfresco Dining	16
Observation Lounge	16
Viewing Lounge	16
Dining Area	16
Galley	16
Owner Bathroom	17
Owner Cabin	17
Guest Double Cabin	17
VIP Cabin	17
Guest Cabin	17
Engine Room	17
Plan Layout	17
КОНТАКТЫ	18
Контактная информация	18
Телефоны	18
Время работы	18
Адрес	18

ХАРАКТЕРИСТИКИ

Обзор

This is the second of Cheoy Lee's Global Series, designed by Frank Mulder. For this owner, it is the second **MY WAY** built by Cheoy Lee and she has benefitted from many details & upgrades as he was actively involved in the build process. With her 23' beam she has a spacious feel, even with the full walk-around side decks (covered with lights). There is a large foredeck area, including a good size storage room and there is a sun-lounge deck above. Midship, sliding door entrance foyers are to either side of the ship. A roomy, covered aft deck provides great entertaining space. This spec sheet, although detailed, does not completely itemize all of her features. She's never been chartered and has the same captain since new. At the current asking price, she offers excellent value.

Основная информация

Тип судна: Моторная яхта	Подкатегория: Liveaboard
Модельный год: 2002	Год постройки: 2001
Страна: Spain	Открытая палуба мостика: Да

Размеры

Длина общая: 103' 0" (31.39m)	Длина по ватерлинии: 84' 6" (25.76m)
Ширина: 23' 0" (7.01m)	Мин. осадка: 6' 0" (1.83m)

Скорость, вместимость и масса

Крейс. скорость: 19 Kts. (22 MPH)	Макс. скорость: 21 Kts. (24 MPH)
Чистый вес: 172 Pounds	Вместимость воды: 700 Gallons
Вместимость сточного бака: 950 Gallons	Объем топливного бака: 6200 Gallons

Размещение

Всего кают: 4

Всего коек: 8

Спальные места: 8

Всего ком. состава: 5

Каюта капитана: Да

Каюты экипажа: 2

Койки экипажа: 3

Спальных мест экипажа: 4

Комм. состав экипажа: 2

Корпус и палуба

Материал корпуса: Fiberglass

Отделка корпуса: Aluminum

Дизайнер корпуса: Mulder Design

Дизайнер интерьера: Dee Robinson

Информация о двигателе

Двигатели: 2

Производитель: Detroit Diesel/MTU

Модель: 16V2000

Тип двигателя: Inboard

Тип топлива: Diesel

ПОДРОБНОЕ ОПИСАНИЕ

Accommodations

Accommodations

Sleeps eight owners and guests in four staterooms with four en suite baths, plus a day head on the main deck. There is a separate captain's cabin with double berth and an additional single berth above, plus head and shower. The crew cabin with single twin berth has its own head and shower.

VIP Stateroom Forward

Down the forward guest quarters stairway, the VIP stateroom is forward and includes an en suite head with large shower. The circular stainless steel portlights to either side are dressed with navy blue curtains. There are abundant drawer and cabinet storage to either side and below the bed. The large hanging locker has a full-length mirror on the back side of the door. The head has a granite vanity top with under-mounted Kohler sink and Cherry wood cabinetry. The mirror with florescent lighting hides the medicine cabinet.

Centerline tapered queen berth

Panasonic 13" color television with built-in VCR on swivel mount

Alpine CDE-7659 AM/FM/CD player

Guest Stateroom Amidships to Starboard

Panasonic 13" color television with built-in VCR

Alpine CDE-7659 AM/FM/CD player

Walk around queen berth stateroom with en suite head and shower

Guest Stateroom Amidships to Port

Twin berth stateroom with a wood finished nightstand between. Finely crafted wood headboards have black lacquer trim that flows into the wall and bed stands. There are

mirrors above the headboards and white padded wall panels contrast with the wood cabinetry. The porthole to the starboard side is treated with a retractable Roman shade. En suite head is forward with finely trimmed granite vanity top with under-mount sink, designer fixtures and Cherry wood cabinetry. A large shower compartment has a folding door enclosure.

Toshiba 19" color television w/built-in VCR

Alpine CDE-7659 AM/FM/CD player

Master Stateroom Aft

The full-width Master Stateroom Amidships is accessed by a private stairway on the starboard side. The centerline king berth has nightstands to either side with three drawers below in each. In the forward side of the stateroom are two walk-in cedar lined closets. Dresser drawers (six) are to either side and to the portside is a desk/vanity which opens with make-up lights and mirror. To the starboard side is an upholstered reading couch. In a cabinet is a U-line drink refrigerator and Amsec security safe.

Master Bath is full-beam in a his and hers arrangement with a large shower/Jacuzzi tub in the center separating the sides. The toilets are in closed rooms at either end with shaded portholes. The granite vanities have under-mounted gold painted enamel designer sinks. There are heated towel bars, mirrored ceilings and medicine cabinets. Behind a door in the shower cabinet is an emergency exit door to the engine room.

27" Panasonic color television w/ built-in DVD and VCR

Denon AVR-682 AM/FM Surround receiver

Cheoy Lee systems monitor remote panel

Aft deck

The large open aft deck area has non-skid deck and a bench-style settee aft with Sunbrella canvas covered cushions and white canvas covers. A large rectangular-shaped fiberglass table, which has a hollow base, opens with a table top hinge for useful storage space. There are chairs with matching cushions that make it possible to seat eight at the table. To the starboard side of the settee is a curved stairway down to

the Euro-transom platform and aft watertight door. Forward from the aft deck are the large polished stainless framed sliding glass doors opening to the salon. To the starboard side of the salon doors is a stairway leading up to a door that opens on the boat deck area of the flybridge. The aft deck area and stairways are secured by welded stainless hand rails and banisters. The deckhouse overhead extends aft to fully cover the rear settee, and Canteloupe lighting fixtures provide plenty of evening illumination. Open forward to either side of the deckhouse are the wide and covered walk-around side decks. Also to the rear corners of the aft deck are polished stainless hausers, bollards and Maxwell line windlasses. Aft deck cushions and the forward sun pad area are covered in charcoal, black & white striped canvas.

Plumbing

Rule 3700 automatic/manual bilge pumps High water alarm float switch at each bilge pump Air compressor Walbro fuel priming pumps for generators White finished engine compartment with florescent lighting Marine Air 30-ton capacity chilled-water system A/C (4 chillers) Marine Air P-715 AC raw water cooling pump Filtrations Concepts reverse osmosis 1,220 gpd water maker 40 gallon water heaters Head Hunter waste treatment system: 24V Head Hunter fresh water flush marine lavatories 24V Head Hunter fresh water pressure pumps with accumulator tanks 24V Rule gray water tank's sump pumps with 24V Jabsco Macerator pumps 110 V Baldor model 2800 black water overboard pumps with engine room control panel

Crew Quarters

Crew Area Aft: separate captain cabin with a single and double berth - one crew berth - head & shower. Both cabins have Cherry wood finished cabinets, cedar lined closets, TV's and Internet connections. This area is accessed by a transom platform door that opens to four-steps down a companionway, which leads to the engine room as well. Also along this companionway is the stacked washer/dryer.

Panasonic 13" color television

Built-in VCR Alpine CDE-7659 AM/FM/CD player

Deck and Hull Equipment

2002 Nautica 15' wide-body, hard bottom inflatable tender with Yamaha 4-stroke 60hp outboard motor (stowed aft on bridge deck.). It has a helm console with Yamaha single lever 704 remote controls, Hummingbird 200 DX fathometer & Standard Horizon VHF radio, (6) Type II life jackets, flare kit and dry chemical fire extinguisher. The tender also has a fold-down Bimini top and bow rail with laced cover.

2001 Yamaha GP 1200 Wave Runner (stowed aft on bridge deck by tender)

8-man Plastimo offshore life rafts (in canisters on bridge deck in compartments)

Slightly protruding wing stations with fold down controls on aft bridge deck

Jim Bouy 30" rings

Type I/II adult life jackets

Type II child life jackets

Orion flare kits

Northern Technologies satellite 406 GPIRB w/hydrostatic release and battery good till 6/2007

Maxwell hydraulic 4500 vertical windlass, port & starboard chain gypsy & snubber

Nautical Structures hydraulic EZ 2500 davit

Maxwell 2500 hydraulic line winches (port & starboard aft deck)

Full walk-around main deck

Poole Stainless anchors with 300' of ½" chain on each. Anchors are vertical drop and are mounted either side on the outside of the bow an heavy-duty stainless strike chutes.

Stainless steel deck hardware, bollards & line hausers

International Rule running lights

Anchor light

12" chromed bronze ship's bell

Curved stairway down to the platform from the starboard side of the aft deck has night lighting and a stainless banister plus ample grabrails by the aft quarters door and outboard towards the hull sides.

Integral swim/boarding platform and stainless steel hoop-style guard rails (5)

Removable stainless swimming ladder and pop-up stainless tender cleats

Transom water-tight entry door for captains/crews quarters and engine room

Marquipt side-boarding Tide-Ride ladder, which stores into hull sides amidships

Foredeck:

Raised U-shaped sun-lounge area, surrounded with stainless safety railings leading from the forward nonskid, lighted stairway.

Foredeck V-shaped bench-style riding seat (in forepeak) with evening lighting and stereo speakers.

Black 4' x 18" fenders w/black covers in stainless steel fender mounts

90" ball fenders

Polyform F-11 fenders

Canvas: (all white vinyl covers)

Sun pad covers

Foredeck seating cushion covers

Aft deck seating & table covers

Nautica dinghy and outboard motor cover

Jet ski cover

Windlass cover

Hull:

Awlcraft paint

Full walk-around non-skid decks with high bulwarks and large self-draining scuppers. Heavy-duty stainless capped rub-rail, forward up at the shear line, quarter-ship at mid-hull height, and at platform level around the stern

Fueling inlet area is on the portside and all tanks have cam-lock fittings and are inside an indented spill containment area with door. Flagstaff is mounted off the aft edge of the flybridge boat deck

Electrical System

12V, 24V, 110V, 220V, circuits protected from overload with magnetic breakers on electrical panels

24V and 110V lighting throughout

110V outlets with GFCI breakers throughout

Northern Lights 40 kW, 220V, 3-phase generators with Racor 500 fuel filters Hours -

GEN 1 - 6458/ GEN 2 - 5631

Atlas Energy "Classic" 3-phase shorepower frequency converter

12V 8D gel cell storage batteries with disconnects and parallel solenoid panel

12V 8D gel cell w/disconnects (electronics room)

220V Sentry FR Series 24V, 60 amp automatic battery charger (engine room)

220V Sentry SM Series 12V, 30 amp automatic battery charger (engine room)

220V Sentry SM Series 24V, 60 amp battery charger (electronics room)

Vanner Voltmaster 60amp battery equalizer

Bonding system

Glendinning Cable Masters, 100' of 220-volt, 3-phase shore cord on each (bow and stern)

110V aft deck and foredeck flood lights

Electronics and Navigational Equipment

In the electronics room beneath the pilothouse stairway are four separate Sony satellite TV receivers and Channel Vision multi-room video switchers. There are also UPS backups for the onboard computer systems.

Cheoy Lee Touch-Screen Systems monitoring system

ACR 600 remote controlled search lig

Kahlenberg triple air powered horn

ICOM IC-M127 hailer

Furuno FR 2115 BB, 96-mile

Furuno FR 7112, 72-mile

Northstar 962 XD, DGPS color charting system

Northstar 941 X DGPS Navigator

Furuno NX-500 NavTex weather receiver

NEC 18" monitors for custom PC w/ Logitech keyboard and remote mouse

with Transas TX-97 chartin system, interfaced to both GPS and radars.

Furuno FCV 1100L color video depth sounder

Datamarine Link Multi, digital depth with alarms and speed

ICOM IC-M127 VHF

Wesmar integrated hydraulic bow thrusters controls

West Mar electronic gyro, hydraulic roll stabilizers

Iridium satellite phone system interfaced to Panasonic hybrid land phone system

Panasonic land phones interfaced to satellite phones

Anschutz Pilotstar "D" autopilot

Anschutz rudder angle indicator

Cassens and Plath oil compass

Maxwell windlass remote control panel

KVH GyroTrac panel for SAT-TV antennae

Panasonic hybrid system w/ 13 stations intercom

Elbex aft engine room scanning video camera and pilothouse viewer

Atlas Energy Systems remote panel & Hart inverter remote panel

Detroit Diesel DDEC single lever controls and digital panels

Key starts and battery parallel switches

Wagner hydraulic steering

Filtration Concepts reverse osmosis remote control panel

Engine /Mechanical Equipment

DDEC / MTU 16V2000 1800 hp diesels Top speed of 21 knots, this is with full load in almost any sea condition. With less than half load, in moderate sea conditions, 23 knots is easily achieved. Twin disc DD 6619A reduction gears w/ 2.84:1 ratio Triple Racor 1000 with vacuum gauge Oberdorfer fuel transfer pumps Wesmar integrated hydraulic

bow thruster, 50 hp. West Mar hydraulic roll stabilizers Fresh water main engine cooling Raw water exhaust cooling with aft hull side outlets Groco cast bronze main engine strainers Engine alarm system 100 mm stainless steel main shafts Dripless water-cooled stuffing boxes Nibral 3-blade propellers 48" x 52", also a set of spare 5-blade props Wagner hydraulic steering gear with power assist

Flybridge

Flybridge / Skylounge

The enclosed flybridge has good visibility through its large tinted windows and is accessed from an inside stairway along the starboard side. The helm station is centerline forward with a large bench-style helm seat with stainless foot rail and helm wheel. There is room to stand comfortably and lean back while at the wheel. To the portside forward is a navigator's desk with a beige cushioned companion chair by Tracy Marine. Just behind the helm area on a raised platform is a large C-shaped settee lounge to the portside, and Cherry wood cabinetry to the starboard side housing the entertainment center/TV and refreshment center. There is a custom wood inlaid hi/low table in the lounge area and blinds are fitted to each window and door. Chart drawers are built into the back edge of the settee (facing the nav desk area). The settee is luxuriously upholstered in patterned beige glove leather and has a tailored cover that protects it in daily use. A sliding glass door to the aft side starboard leads to the boat deck. Here the overhang above extends back for shade and rain cover. In an outside cabinet are two Jennaire grill tops and a sink/prep area. To the railing on either side are the wing areas and hinge-down control stations. Beneath is a hidden fire control station. To the portside a small ladder leads to an access hatch to the bridge top. Aft to the starboard side is an access for the covered stairway with banister down to the aft deck. The enclosed bridge forward facing windows are serviced by five windshield wipers and washers plus defoggers on the inside. Air-conditioning is vented through a Cherry wood overhead valance and low voltage lighting is available for mood setting. There is white padded Magelite wall coverings with the windows framed in Cherry wood moldings.

Panasonic 27" color television with built-in VCR & DVD

Niles SI-245 sound system integration amp

U-line refrigerator

Whirlpool Gold ice cube maker

Black Kohler wet bar sink

Remarks

This comfortable fiberglass yacht is an outstanding value. MY WAY has many features that are seen in larger vessels. An attractive Dee Robinson interior done in satin-finished Cherry wood arranged with four en suite staterooms forward, including a private master stairway and aft crew quarters. The raised pilothouse deck has been transformed to a relaxing observation lounge with the helm above in the enclosed flybridge. Adding to this is an elegant formal dining area and a spacious and functional country kitchen. Her 23' beam with full walk-around decks, flybridge "wing docking stations" and 6' draft, make her a joy to operate. This is a "must see" boat for anyone seeking a quality vessel of this size.

Safety And Fire Protection

Kidde Dry Chemical 1-A, 10-B, C (in each stateroom and galley)

Ansul Dry Chemical 2-A, 40-B, C (forward engine room)

Starboard engine room automatic/manual 75 lb CO2 systems

Smoke and carbon monoxide detectors throughout interior of vessel

Auxiliary fire pump stations, fresh water outlets at transom, foredeck and aft bridge deck.

Tankage

Fuel tank : Aluminum, 6200 gallons in (4) main tanks & (2) day tanks

Water tank: Aluminum, 770 gallons

Holding tank: 350 gallons black water & (2) x 300 gallons gray water

Lube Oil tanks: 100 gallons clean lube oil tank - 125 gallons dirty oil tank

Tank Tender pneumatic gauges in engine room and at fuel fill inlet station

Исключения

При продаже яхты исключаются личные вещи владельца.

Отказ от ответственности

Компания предоставляет описание судна или яхты добросовестно, но не может гарантировать точность этой информации, а также не ручается за техническое состояние. Покупатель должен проинструктировать своих агентов или оценщиков исследовать представленную информацию более подробно, по собственному желанию. Продажа судна или яхты, изменение цены или снятие с продажи будет происходить без предварительного уведомления.

ФОТОГРАФИИ


Underway



Anchored




Out in the bay with the toys



Aft Alfresco Dining



Observation Lounge



Viewing Lounge



Dining Area



Galley



Owner Bathroom



Owner Cabin



Guest Double Cabin



VIP Cabin




Guest Cabin



Engine Room



Plan Layout



КОНТАКТЫ

Андрей Шестаков (Andrey Shestakov) – ведущий яхтенный брокер отдела продаж яхт и судов компании Shestakov Yacht Sales Inc. Официальный представитель Shestakov Yacht Sales Inc. для русскоговорящих клиентов в центральном офисе компании в Майами/Форт Лодердейл/Флорида/США.

Контактная информация

Email: **andrey@shestakovyachtsales.com**

Web: **shestakovyachtsales.com**

Телефоны

Краснодарский край: **+7(918)465-66-44**

США, Майами, Флорида: **+1(954)274-4435**

Время работы

Понедельник – Суббота: **9:00 - 21:00** EDT

Воскресенье: **Закрето**

Адрес



Harbour Towne Marina, 850 NE 3rd St, STE 213, Dania, FL 33004