

ELIZABETH — CARVER



Builder: CARVER

Year Built: 2000

Model: Motor Yacht

Price: PRICE ON APPLICATION

Location: United States

LOA: 56' 0" (17.07m)

Beam: 15' 1" (4.60m)

Min Draft: 4' 4" (1.32m)

Max Draft: 4' 6" (1.37m)

Cruise Speed: 18 Kts. (21 MPH)

Max Speed: 21 Kts. (24 MPH)

Our experienced yacht broker, Andrey Shestakov, will help you choose and buy a yacht that best suits your needs **Elizabeth — CARVER** from **our catalogue**. Presently, at **Shestakov Yacht Sales Inc.**, we have a wide variety of yachts available on **our sale's list**. We also work in close contact with all the big **yacht manufacturers** from all over the world.

If you would like to buy a yacht **Elizabeth — CARVER** or would like help answering any questions concerning purchasing, selling or chartering a yacht, please call **+1(954)274-4435**

TABLE OF CONTENTS

TABLE OF CONTENTS	2
SPECIFICATIONS	5
Basic Information	5
Dimensions	5
Speed, Capacities and Weight	5
Accommodations	5
Hull and Deck Information	6
Engine Information	6
DETAILED INFORMATION	7
Vessel Walkthrough	7
Fore Deck	7
Aft Deck	8
Stern Platform/Cockpit	9
Command Bridge	9
Electronics on Command Bridge	11
Sun Deck	11
Sport Tower	11
Salon	12
Galley	13
VIP Cabin	14
Forward Head	15
Guest Cabin	15
Guest Head	16
Master Cabin	16
Master Head	17
Engine Room	18
Electrical System	19
Safety Systems	20

Construction Notes	20
Remarks	21
Exclusions	22
Disclaimer	22
Exclusions	22
Disclaimer	22
PHOTOS	23
Cockpit Access Steps	23
Cockpit w/Sunshade	23
Stainless Steel Cockpit Table	23
LCD Lit Nameboard	23
Electric/Hydraulic Swim Ladder	23
Hull Extension	23
Helm Area	24
Helm to Port	24
Sat Radio	24
Raymarine Multi VHF	24
Trim Tab Indicator	24
Raymarine E 120	24
Raymarine Autopilot	24
Electronic Controls & Thruster Controls	25
Steps to Sun Deck	25
Sport Tower Seat Looking Aft	25
Sport Tower Seat	25
Port Controls	25
Port Side Detail	25
Starboard Controls	26
Starboard Side Details	26
Salon Looking Aft	26

Salon Looking Forward	26
Salon Dining	26
Sat Entertainment	26
Raymarine Sat TV	26
Microwave	27
VIP Head	27
Guest Cabin Locker	27
Master to Port	27
Master Looking Aft	28
Master to Starboard	28
Master Head Compartment	28
Master Shower Compartment	28
Laundry	28
Engine Room Access	28
Engine Room Looking Aft	28
Generator	28
Water System Manifold	29
AC panel	29
DC Panel	29
Other Profile	29
CONTACTS	30
Contact details	30
Telephones	30
Office hours	30
Address	30

SPECIFICATIONS

Basic Information

Category: Motor Yacht

Model Year: 2000

Year Built: 2000

Refit Year: 2004

Country: United States

Vessel Top: Enclosed Pilothouse

Fly Bridge: Yes

Cockpit: Yes

Dimensions

LOA: 56' 0" (17.07m)

Beam: 15' 1" (4.60m)

Min Draft: 4' 4" (1.32m)

Max Draft: 4' 6" (1.37m)

MFG Length: 51' 4" (15.65m)

Speed, Capacities and Weight

Cruise Speed: 18 Kts. (21 MPH)

Cruise Speed RPM: 2200 Kts.

Max Speed: 21 Kts. (24 MPH)

Max Speed RPM: 2670 Kts.

Displacement: 47900 Pounds

Water Capacity: 158 Gallons

Holding Tank: 95 Gallons

Fuel Capacity: 510 Gallons

Accommodations

Total Cabins: 3

Total Berths: 3

Sleeps: 6

Total Heads: 3

Hull and Deck Information

Hull Material: Fiberglass

Deck Material: Fiberglass

Hull Configuration: Modified V-Hull

Hull Color: Grey

Hull Designer: Carver

Engine Information

Engines: 2

Manufacturer: Volvo

Model: TAM74PA

Engine Type: Inboard

Fuel Type: Diesel

DETAILED INFORMATION

Vessel Walkthrough

Starting forward is a queen VIP Cabin with Private Head. Aft to starboard is a Guest Head and second Guest Cabin with twin berths.

Opposite and up three steps is the mid level Galley.

Up one more step is the Salon with loose dining table, two sofas and great visibility. Aft and down to the Master Cabin with private Head with a tub/shower combo. Above is the enclosed Aft Deck with step access to the enclosed command bridge and custom access to the Sun Deck and Sport Tower.

Fore Deck

Fiberglass non skid decks

Striped Sunbrella two person sunpad w/cover

Welded stainless steel bow rail

Stainless steel anchor chute w/bow roller

(4) Stainless steel fender racks

ITT PAR remote control searchlight at bow rail

Electric trumpet air horn

International navigation lights

Maxwell 12 volt model 2200 vertical windlass

70 lb. Stainless steel plow anchor

200' of 3/8" Galvanized BBB anchor chain

Up & down foot switches for windlass

Round Bomar deck hatch

Deck access chain locker, drains overboard

(2) Fore Deck 12" cleats

(4) 10" Spring line cleats

Large frameless tinted windows on house

Raw water wash down spigot

(2) 12 Volt docking lights

Snap on Salon windshield cover

Aft Deck

Acrylic wing doors port & starboard

Sliding acrylic entrance door leads to Salon

Tinted windows enclose the Aft Deck

Acrylic thru-transom door leads to boarding platform

110 Volt GFCI outlet

Command bridge stairway w/(2) stainless steel handrails

Vented side windows

(5) Recessed overhead halogen lights

(2) Stereo speakers

(2) Double door storage lockers

Fiberglass deck w/snap in carpet

Free standing 3 person bench style seat

(2) Padded vinyl deck chairs

Custom made Aft Deck to Sun Deck 7 step ladder

Free standing cooler w/padded vinyl cushion

6 Step "Tracey" side boarding ladder w/wheels

15" Sharp LCD TV

Fresh water wash down spigot

ACR EPIRB

Stern Platform/Cockpit

Molded steps from Aft Deck w/step light

Raw water wash down spigot

Underwater lights aft, blue

Custom 12 volt powered 4 step dive ladder, stows out of sight

12 Volt blue illuminated stainless steel transom name & hailing port

Custom stainless steel safety rails on swim platform

2' Hull extension

2' Swim platform extension

Glass & stainless steel table w/blue LED lighting

Cover for table

(4) 12" Cleats

Marinco TV, telephone inlets w/cords

Raymarine camera facing aft

Fiberglass overhead sunshade w/stainless railing on topside

Command Bridge

12 Volt overhead sliding moon roof

Stainless steel grab rails on outboard bulkheads

110 Volt GFCI protected outlet

(3) Stainless steel grab rails

(6) Recessed halogen overhead lights

(2) Recessed halogen lights aft

Leather upholstered triple wide adjustable helm seat

Lounge seat aft, L shaped to seat four w/storage below

Starboard side lounge seat, double wide w/storage below

Nylon carpet over fiberglass on Bridge Deck

Wet bar w/integral sink, prep surface & bottle storage below

Removable lounge table w/stainless steel stanchion

Padded fiberglass helm console

Tilt steering wheel

Access panel to helm wiring

Custom stainless steel backing plate for electronics mounting

Bridge 12 volt accessory panel

(2) Grab rails at either end of helm

Red illuminated night operation lights overhead

(2) Stereo speakers

Color video monitor for Engine Room & aft camera

(11) Panel wrap around windshield w/dark tint

Synchronizer gauge

Rudder angle indicator

(2) Digital tachometers

Bennett LED trim tab position indicator

(2) Volvo LCD multi gauges for oil pressure, engine temp, battery voltage

Analog gauges for oil pressure, engine temp, battery voltage

12 Volt windshield defogger

(3) 12 Volt windshield wipers

Icerette icemaker

Isotherm 12 volt refrigerator

Black mesh windshield cover

Kenwood AM/FM//CD stereo

Volvo electronics engine controls

Bow thruster controls

Volvo alarm panels

Recessed drink holders

Electronics on Command Bridge

Raymarine Ray 240 VHF w/external speaker

Raymarine ST 7002 autopilot

5" Ritchie compass

Raymarine E 120 plotter/GPS/fish finder/radar/monitor

Raymarine ST60 depth/speed/temp

Sirius SAT radio/weather receiver

Bennett trim tab indicator

Sun Deck

Custom Sundeck (over Aft Deck hardtop)

2" Stainless steel handrails on Sundeck

(2) Custom sun cushions w/cover

Custom Sundeck to Sport Bridge ladder

Bomar access hatch from Aft Deck

Arch type support w/fiberglass deck for Sport Bridge

Sport Tower

Custom wrap around 12 volt powered bolster command seat w/powerd stow-a-way

portside engine monitoring system & starboard side electronics station

Raymarine joystick steering mounted on command seat

Volvo Penta electric engine controls

2.5" Stainless safety railing around Sport Tower

Canvas T top w/highly polished stainless steel frame

12 Volt fore and aft high intensity blue lighting on T top

T top weather cover

Command seat cover

Raymarine \$45 SAT TV antenna

Shakespeare 14" omni directional TV antenna

Aetna digital tachometers

Volvo alarm panels

Electronics on Sport Tower

Raymarine 240 VHF w/external speaker

Raymarine ST 7002 autopilot

Raymarine E80 plotter/GPS/fish finder/radar/monitor

Salon

Entered via the centerline sliding door from the Aft Deck is the Salon.

To port is an L shaped settee with storage below and two incliners with footrests. To starboard is a two person sofa with storage below. A glass and metal coffee table lies in front of the L shaped sofa.

Also in the Salon are:

(3) GFCI outlets

AC & DC electric distribution panels

Engine Room access from main steps into Salon with hinged back via gas shocks

Dry bar cabinet

(3) Solid surface end tables

TV 22" Phillips LCD

VCR

AM/FM receiver, Harmon Kardon 55 watt

5 Disc CD/DVD player, Harmon Kardon

(5) Recessed overhead halogen lights

(8) Recessed overhead halogen lights over windows

Mini blinds, designer curtains

Central vacuum system

Telephone inlet

Bose stereo speaker system in Salon

Round cherry table w/four loose cherry chairs

Galley

The Galley is amidship to starboard in the Salon down just one step.

Equipment includes:

Solid surface countertops with molded double sinks

Marvel refrigerator/freezer w/custom stainless door panel

Princess 3 burner stove & oven

LG Microwave w/stainless steel front

Black & Decker coffeemaker

GE Pot Scrubber dishwasher

Solid surface countertop

Wood planked Galley sole

(4) GFCI outlets

(4) Overhead recessed halogen light

Mini blinds

Storage under sink

Ample cabinets

VIP Cabin

All the way forward is the island queen berth with storage below. To both port and starboard are cedar lined hanging lockers, one 19", one 9", both with auto lights. Also in the VIP Cabin are:

(2) GFCI outlets

(2) Cherry wood bedside shelves

(2) Halogen reading lights

(6) Recessed overhead lights

20" Overhead hatch

(3) Screened portholes

Solid surface countertops

(2) Steps up next to berth

(2) Stereo speakers

(2) Storage drawers

Telephone inlet

13" TV Sharp TV

JVC VHS

Fitted sheets & bedspread

Forward Head

GFCI outlet

Head fan

(3) Halogen lights

Medicine cabinet

Mirrored ceiling

12" Diameter skylight

Vacuuflush toilet

Solid surface vanity w/integral vanity & (2) storage cabinets

Screened port light w/privacy glass

Bench seat in shower

Hand held or wall mounted shower fixture

Guest Cabin

The Guest Cabin is forward to port with twin lower berths. Included in this cabin are:

(2) GFCI outlets

19" Cedar lined hanging locker w/auto lights

(2) Halogen reading lights

(2) Recessed overhead halogen lights

Mirrored aft bulkhead

Padded bulkheads

Screened port light

11" Diameter skylight

Solid surface countertop

Storage below berths

(2) Storage cabinets

(2) Storage drawers

Fitted sheets & bedspread

Guest Head

GFCI outlet

Head fan

(3) Recessed overhead halogen light

(2) Medicine cabinets

Screened port light

Wet shower w/curtain

Solid surface vanity w/integral sink, (2) doors in vanity

Vacuflush toilet

Master Cabin

Located aft and accessed from the steps in the aft starboard corner of the Salon is the surprisingly large Master Cabin with an athwartship queen size berth to port and a private Head to starboard. Features include:

(4) Cedar lined auto lit hanging lockers w/widths of 31.5", 26", 13" and 6"

Laundry locker w/stackable washer/dryer

(2) Reading lights

(11) Recessed overhead halogen lights

Mini blinds

Mirrored ceiling over berth

(2) Screened port lights

Integral settee

Custom made bedding/fitted sheets

Inner spring mattress

Solid surface countertops & shelf w/retaining rail

(2) Stereo speakers

(8) Storage drawers

(12) Storage cabinets

Tinted removable aft window for emergency escape

20" JVC color TV

Fitted sheets & bedspread

AIWA Ultra Mini Music System

Panasonic VHS

Master Head

The Master Head has the following equipment:

(2) GFCI outlets

(2) Medicine cabinets

Solid surface vanity top, integral sink, (2) doors in vanity

Mirrored ceiling

Vacuflush toilet

Head fan

Port light w/privacy glass

Storage cabinet

Tub/shower w/hand held or wall mounted shower fixture

Waterfall tub spigot

Bench seat in tub

Port light w/screened privacy glass

(2) Halogen overhead lights

Engine Room

Volvo Penta electronic controls (dual station)

Fireboy Halon fire system w/engine shut down feature

(4) Attwood bilge blowers, 12 volt DC

Advanced Marine oil change system, 3 point

Acoustical & thermal insulation

Engine alarm system

Volvo Penta engine synchronizer

Stainless steel Engine Room ladder

Polished diamond plate in Engine Room, centerline

(5) Fluorescent Engine Room lights

(6) Marine Air air conditioners, (1) 10,000 BTU, (3) 16,000 BTU, (2) 24,000 BTU

ZF 2.55 to 1 ratio transmission

2.25" Stainless steel prop shaft

Dripless shaft logs

Shurflow 3.3 GPM fresh water pump

Dockside pressure water regulator

Raritan 20 gallon hot water heater

Vacuflush toilet system

(2) 47.5 Gallon polyethylene waste tanks

Y valve in Engine Room

(2) Sump tanks for showers w/Rule 800 pumps

Sea Star hydraulic steering system

Dripless rudder logs

Raymarine Engine Room camera

Side Power twin propeller bow thruster

Cold & hot water manifold system

Electrical System

(4) 8D 12 Volt batteries for main engines & house batteries

(1) Group 33 generator battery

(4) Guest battery shut off switches

(25) DC protected circuit breakers

21 Kw Kohler 4 cycle generator, 750 hours

20 Amp Charles Industries battery charger

50 Amp 220 volt Glendinning cable master (aft), 50'

(1) 50 Amp Marinco 220 volt electrical outlet

(30) AC protected circuit breakers

(2) Volt meters at main panel

(2) Amp meters at main panel

Galvanic isolator, 50 amp

C Power 50 amp Isoboost transformer

Heat interface Line 1000 inverter/charger

Bonded electrical system

Safety Systems

High water alarm system

Fireboy Engine Room fire system

Smoke detectors

(3) Fire extinguishers

Day/night flare

Ship's bell

Waste Management Plan

ACR EPIRB

ITT Searchlight

First Aid kit

(4) CO detectors

(4) 2000 GPH bilge pumps

Construction Notes

Hull extension and swim platform extension were performed by Aqua Yacht Harbor, Iuka, Mississippi. It was overseen by a surveyor, his notes from a valuation survey September 15, 2009, (\$769,000 appraised value) are below:

Surveyor's Note:

Beautiful, meticulously maintained ELIZABETH, presents in better than new condition and is a one-of-a-kind motoryacht as exemplified by her serious customization and upgrades. Her hull has recently been professionally and meticulously lengthened approximately two (2) feet aft as well as her swim platform, making her overall length approximately 55' feet 7" inches. A custom second control station (Sport Tower) has been added directly above the Pilothouse providing extra navigational capabilities as well as improved all-around visibility. Numerous amenities, furnishings and electronics upgrades are visible through-out much of the vessel's interior spaces. As for

ELIZABETH's stock factory options she offers spacious living accommodations by virtue of a design that features raised, nearly flush deck walk-arounds which enable the Salon to be expanded the full width of the beam. That gives the 506 a wider, roomier-than-expected interior which features a "great room" that encompasses the Salon, Galley and Dining Area. The two tiered elliptical window configuration offers unparalleled visibility whether passengers are seated or standing - plus, the streamlined windows add to the swept back exterior styling. The 506 offers three main levels for entertaining including a custom designed Sundeck. The Command Bridge, Aft Deck and Cabins... all are fully air conditioned and enclosed. On the Bridge, there's a wet bar and seating for the captain and guests, including an L shaped Lounge aft, and a double wide Lounge on the starboard side. The hardtop with its retractable sunroof spans the entire Bridge and Aft Deck. An integral stairway leads to the large Aft Deck, which provides easy access to the Salon, side decks boarding platform which is complimented with a custom built overhead canopy. The wide raised side deck walk-arounds provides easy movement fore and aft. Powered by twin Volvo turbo charged diesel engines, the power package will cruise the vessel at approximately 18 knots, with a top speed of 21 knots, acceptable and comfortable.

Remarks

The yacht ELIZABETH is unique in all the world! Her owner who is in the marine stainless steel manufacturing business has lavished her with countless improvements and upgrades. Most obvious are the aft Cockpit addition and the Sport Bridge addition but there are other upgrades from stem to stern. ELIZABETH is more easily compared to a Carver 564 Cockpit Motoryacht than her original Carver 506 dimensions.

ELIZABETH has served as the owner's showplace for his business with many of his ideas and improvements later sold to other boat manufacturers.

This one is really worth a look!

Owner is open to all types of smaller boat trades, particularly Express Cruisers.

Seller will consider a trade up to a larger classic motor yacht.

Exclusions

While every effort was made to list all pertinent included equipment aboard ELIZABETH, there are some personal belongings aboard. Prospective purchasers should assume any item not specifically mentioned herein will not convey at closing.

Disclaimer

The Company offers the details of this vessel in good faith but cannot guarantee or warrant the accuracy of this information nor warrant the condition of the vessel. A buyer should instruct his agents, or his surveyors, to investigate such details as the buyer desires validated. This vessel is offered subject to prior sale, price change, or withdrawal without notice.


Exclusions

Owner's personal belongings.



Disclaimer

The Company offers the details of this vessel or yacht in good faith but cannot guarantee or warrant the accuracy of this information nor warrant the condition of the vessel. A buyer should instruct his representatives, agents, or his surveyors, to investigate such details as the buyer desires validated. This vessel or yacht is offered subject to prior sale, price change, or withdrawal without notice.

PHOTOS




Cockpit Access Steps




Cockpit w/Sunshade




Stainless Steel Cockpit Table



LCD Lit Nameboard





Electric/Hydraulic Swim Ladder




Hull Extension




Helm Area




Helm to Port




Sat Radio




Raymarine Multi VHF



Trim Tab Indicator





Raymarine E 120




Raymarine Autopilot




Electronic Controls & Thruster Controls




Steps to Sun Deck




Sport Tower Seat Looking Aft



Sport Tower Seat




Port Controls



Port Side Detail




Starboard Controls




Starboard Side Details




Salon Looking Aft



Salon Looking Forward




Salon Dining





Sat Entertainment





Raymarine Sat TV





Microwave





VIP Head



Guest Cabin Locker



Master to Port



Master Looking Aft



Master to Starboard



Master Head Compartment



Master Shower Compartment



Laundry



Engine Room Access



Engine Room Looking Aft



Generator



Water System Manifold




AC panel



DC Panel



Other Profile



CONTACTS

Andrey Shestakov, leading yacht broker of the sales department of Shestakov Yacht Sales Inc. Shestakov Yacht Sales Inc., the official representative of the Miami/Fort Lauderdale FL headquarters.

Contact details

Email: **andrey@shestakovyachtsales.com**

Web: shestakovyachtsales.com/en/

Telephones

USA: **+1(954)274-4435**

Office hours

Monday – Saturday: **9:00 - 21:00** EDT

Sunday: **closed**

Address



Harbour Towne Marina, 850 NE 3rd St, STE 213, Dania, FL 33004