

## QUIET THUNDER — QUIET THUNDER



**Судостроитель:** QUIET THUNDER

**Год постройки:** 2010

**Модель:** Скоростной  
представительский катер

**Цена:** **ЦЕНА ЯХТЫ ПО ЗАПРОСУ**

**Местонахождение:** United States

**Длина общая:** 66' 0" (20.12m)

**Ширина:** 18' 7" (5.64m)

**Мин. осадка:** 3' 0" (0.91m)

**Макс. скорость:** 58 Kts. (67 MPH)

Купить Quiet Thunder — QUIET THUNDER а также выбрать подходящую вам яхту из нашего каталога яхт вам поможет опытный яхтенный брокер Андрей Шестаков. На сегодняшний день компания Shestakov Yacht Sales Inc. имеет большое количество яхт в собственном списке продаж, а также тесно сотрудничает со всеми крупными яхтенными производителями по всему миру.

Для того чтобы купить яхту Quiet Thunder — QUIET THUNDER а также проконсультироваться по любому вопросу связанному с покупкой, продажей, чартером яхт позвоните по телефону **+7(918)465-66-44**.

# ОГЛАВЛЕНИЕ

ОГЛАВЛЕНИЕ	2
ХАРАКТЕРИСТИКИ	3
Основная информация	3
Размеры	3
Скорость, вместимость и масса	3
Размещение	3
Корпус и палуба	4
Информация о двигателе	4
ПОДРОБНОЕ ОПИСАНИЕ	5
Accommodations	5
Исключения	8
Отказ от ответственности	8
ФОТОГРАФИИ	9
Exterior View	9
Foredeck	9
Cockpit	9
Interior	9
CAT engines	9
Helm	9
MAN engines	10
MTU engines	10
Jet Drives	10
КОНТАКТЫ	11
Контактная информация	11
Телефоны	11
Время работы	11
Адрес	11

# ХАРАКТЕРИСТИКИ

## Основная информация

Тип судна: Скоростной представительский катер	Модельный год: 2010
	Год постройки: 2010
Страна: United States	

## Размеры

Длина общая: 66' 0" (20.12m)	Ширина: 18' 7" (5.64m)
Мин. осадка: 3' 0" (0.91m)	Трапы: 14' 4" (4.34m)
Длина привального бруса: 66' 0" (20.12m)	

## Скорость, вместимость и масса

Макс. скорость: 58 Kts. (67 MPH)	Водоизмещение: 62000 Pounds
Вместимость воды: 200 Gallons	Вместимость сточного бака: 100 Gallons
Объем топливного бака: 1150 Gallons	

## Размещение

Всего кают: 4	Всего коек: 8
Спальные места: 8	Всего ком. состава: 4
Каюта капитана: Да	Каюты экипажа: 1
Койки экипажа: 1	Спальных мест экипажа: 1
Комм. состав экипажа: 1	

## Корпус и палуба

---

**Материал корпуса:** Fiberglass

**Комплектация корпуса:** Multi-Hull

**Отделка корпуса:** Steel

## Информация о двигателе

---

**Двигатели:** 2

**Производитель:** MAN

**Модель:** MAN, CAT or MTU engine options **Тип двигателя:** I/O

**Тип топлива:** Diesel

# ПОДРОБНОЕ ОПИСАНИЕ

## Accommodations

The QT 660 incorporates elements of a luxury express cruiser and a stable, **very fast** and efficient off-shore split V tunnel hull design, with cruise “sweet spots” at 30 and 50 knots. Quiet Thunder is a brand new vessel-designed, engineered and tested over a period of 20 months by Ocean5 Naval Architects and offers 4 stateroom / 4 heads.

Quiet Thunder LLC was incorporated in Florida in 2008 for the sole purpose of designing, engineering and producing a different breed of high performance yacht. It was conceived as a charter or recreational vessel for people who enjoy the destination and do not want to spend valuable time getting there. As such, the QT660 concept was born. Extensive research was conducted on various tunnel hull designs, features and concepts. While similar concept designs have been built in the past, most were built on existing hulls, creating problems with weight and displacement; others suffered from poor engineering design and planning. **Head Turning Aerodynamic Engineering**

The head turning aerodynamic styling was inspired by the new breed of European sports cars for low aerodynamic drag. The top mounted airfoil not only provides aerodynamic lift to increase performance and efficiency, it also houses the electronic components that normally protrude topside. The air scoops are not only for show but are functional inertial separators that prevent salt spray from entering the engine rooms and machinery spaces.

The overall clean aerodynamic design contributes to the high speed performance.

While the QT 660 is a semi custom design, the baseline styling utilizes light colors and light wood grain finishes accentuating the open and spacious interior. Elegant but simple styling drove the euro interior design.

- Provisions for 8 persons with 4 private full function staterooms and a spacious galley
- Single crew member operation with fully integrated engine

- An aggressively Euro styled 60ft Express Cruiser with low overall height and draft
  - A 60 kt.(69mph) capability with cruise efficiency 30% greater than competitive products
  - Functional top mounted airfoil containing electronic sensors in a weather sealed environment
  - Easy access from dockside
  - Fore and aft sun pads with walk through windshield
  - Aft windlass for tender recovery and un-beaching
- power, steering, low speed maneuvering, automated trim and stability, station keeping, and navigation capabilities
  - Fuel storage located over the center of gravity to avoid trim changes with fuel consumption
  - Large swim platform with dual access from cockpit
  - Large stowage compartments fore and aft
  - Maintenance access and single point servicing as high priorities

## Interior Features

The salon incorporates two seating/dining areas, a very large galley and the main entertainment system. The seating/dining area feature folding tables with stowage and life jackets compartments located behind the seat cushions. The galley, designed for a gourmet cook, features a large refrigerator and freezer combination, sink, microwave and convection ovens. The large wraparound countertop provides bar seating and ample room for food service.

Floor coverings in the salon and common areas are designed for easy care and cleaning. A retractable sunroof is standard. Access to the cockpit is via large sliding glass doors. LED lighting was chosen for all lighting functions. Long life, low power consumption, and low heat generation are the primary attributes. Automatic lighting will be used as a power saving feature.

## Helm

The helm is centered around two large sunlight readable multifunction touch screen monitors that will display all ships functions. This includes navigation, radar, infrared cameras, liquid levels, system status and alarms. In addition, two digital engine displays are provided. A single joystick provides for maneuvering, steering, and engine power control. The retractable joystick may be positioned for sitting or standing positions.

A remote joystick control is optional. Lighting and communications controls are located on an overhead panel. The main panel incorporates push buttons for transmission control and status

and a dedicated display of thrust status from full reverse to maximum power. The helm station features two fully adjustable seats and a grab bar at the lower portion of the helm station.

## Staterooms

Standard equipment includes 4 queen sized carpeted staterooms each with a private head and shower for guest privacy. Video monitors in each stateroom are connected to a central video server for access to music, movies, and TV. A full-sized washer and dryer serve the crew and passengers. Bunk mattresses are all Tempurpedic™ for superior comfort.

## Foredeck & Cockpit

The foredeck, which can be accessed by the walk-through windshield, features a large inclined sunpad, two large stowage compartments in the forward sponsons and access to the covered anchor and windlass. The cabin sides incorporate built in handrails for security when moving forward and aft. Each side deck is equipped with numerous pit pin receptacles for fixing fenders. Each cleat station features retractable, reel mounted dock lines. Three cleats, forward mid and aft, are equipped with built in single or dual cam cleats to aid in single crew operations.

The cockpit features spacious seating, a large built in freezer, wet bar with sink and an icemaker. A large stowage compartment is topped with a sunpad and forward facing seat with stowage. A very large swim platform with access for both sides of the cockpit is equipped with two retractable swim ladders sheltered by the sponsons. Staple rails may be repositioned to provide handrails for the ladders. A large stowage compartment opens to the swim platform. The swim platform is also equipped with a dual function windlass for un-beaching and tender recovery.

## Additional

The QT660 has been engineered to accept any one of three 1800 horsepower (1340kw) power plants including space and mounting:

**Rolls Royce Kamewa™ A45 water jets** were chosen as they provide greater efficiency over a broader range of speeds than propellers. While surface drives are normally used for high speed operations, they are efficient only close to the vessels maximum speed. Roll Royce has successfully operated these units to 60 knots. In addition to an overall efficiency of 68%, they provide vastly increased safety in crowded moorings, allow for beaching and are fully compatible with the highly integrated Rolls Royce control, stability and maneuvering system.

System integration incorporates engine power, steering, maneuvering, trim, lateral and longitudinal stability, navigation, station keeping and autopilot functions.

**A single joy stick** provides all low speed maneuvering functions as well as variable ratio helm steering and synchronized engine power control at higher speeds. Very accurate GPS based dynamic positioning is a standard feature. The system is fully redundant and incorporates back up controls.

**Performance** Twin Hull vessels are inherently **more stable and efficient** than mono hulls of

the same length and weight. The watchword these days being efficiency, we compared the Quiet Thunder design to two randomly selected yachts of comparable length and weight. Data was based on Viking & Pershing data published in Power & Motoryacht Magazine™

**Speed** In terms of maximum speed, the QT660 at 58 knots is 25 knots faster than the Pershing and 14 knots faster than the Viking. When it comes to fuel consumption, the QT660 total fuel flow only exceeds the other two vessels at speeds above 43 knots.

**Fuel** Based on a 30 knot cruise and a fuel price of \$3.00/gal, the fuel cost per hour would be: PERSHING 64 = \$343.08 VIKING 65 = \$263.40 **QT660 = \$214.47 Based on 200 hours per year the QT660 would save \$25,722.00 in fuel costs over the Pershing and \$9,786.00 over the Viking.**

**Range** At a baseline of 30 knots, Quiet Thunder enjoys more than twice the range of the Pershing and 41% more than the Viking.

---

## Исключения

При продаже яхты исключаются личные вещи владельца.

---

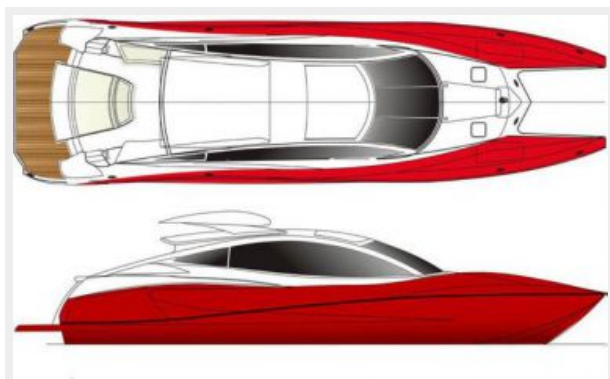
## Отказ от ответственности

Компания предоставляет описание судна или яхты добросовестно, но не может гарантировать точность этой информации, а также не ручается за техническое состояние. Покупатель должен проинструктировать своих агентов или оценщиков исследовать представленную информацию более подробно, по собственному желанию. Продажа судна или яхты, изменение цены или снятие с продажи будет происходить без предварительного уведомления.




## ФОТОГРАФИИ

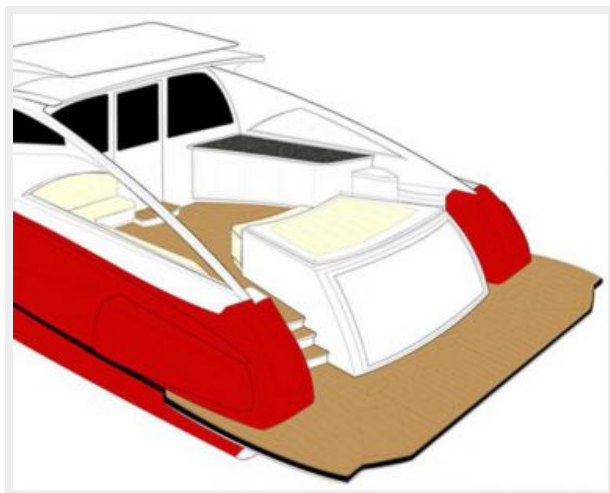
Exterior View



Foredeck



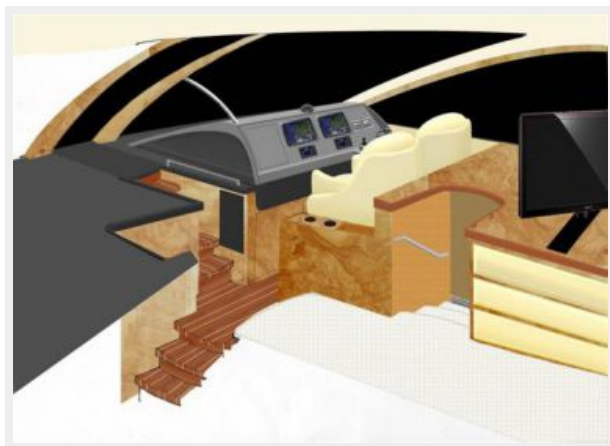
Cockpit



Interior



Helm



CAT engines




## MAN engines



## MTU engines



## Jet Drives



# КОНТАКТЫ

---

Андрей Шестаков (Andrey Shestakov) – ведущий яхтенный брокер отдела продаж яхт и судов компании Shestakov Yacht Sales Inc. Официальный представитель Shestakov Yacht Sales Inc. для русскоговорящих клиентов в центральном офисе компании в Майами/Форт Лодердейл/Флорида/США.

## Контактная информация

---

Email: **andrey@shestakovyachtsales.com**

Web: [shestakovyachtsales.com](http://shestakovyachtsales.com)

## Телефоны

---

Краснодарский край: **+7(918)465-66-44**

США, Майами, Флорида: **+1(954)274-4435**

## Время работы

---

Понедельник – Суббота: **9:00 - 21:00**  
EDT

Воскресенье: **Закрыто**

## Адрес

---



Harbour Towne Marina, 850 NE 3rd St,  
STE 213, Dania, FL 33004