

RULING ANGEL — GULFSTAR



Builder: GULFSTAR

Year Built: 1986

Model: Cruising Sailboat

Price: PRICE ON APPLICATION

Location: United States

LOA: 80' 3" (24.46m)

Beam: 20' 3" (6.17m)

Max Draft: 8' 0" (2.44m)

Cruise Speed: 7 Kts. (8 MPH)

Our experienced yacht broker, Andrey Shestakov, will help you choose and buy a yacht that best suits your needs **Ruling Angel — GULFSTAR** from our catalogue. Presently, at Shestakov Yacht Sales Inc., we have a wide variety of yachts available on our sale's list. We also work in close contact with all the big yacht manufacturers from all over the world.

If you would like to buy a yacht **Ruling Angel — GULFSTAR** or would like help answering any questions concerning purchasing, selling or chartering a yacht, please call **+1(954)274-4435**

TABLE OF CONTENTS

TABLE OF CONTENTS	2
SPECIFICATIONS	4
Basic Information	4
Dimensions	4
Speed, Capacities and Weight	4
Accommodations	4
Hull and Deck Information	4
Engine Information	5
DETAILED INFORMATION	6
Introduction	6
Accommodations	6
Salon	6
Galley	7
Master Stateroom	7
Guest Stateroom, Port	7
Guest Stateroom, Starboard	7
Crew Cabins	8
Electrical System	8
Electronics and Navigational Equipment	8
Safety And Fire Protection	9
Navigation Station	10
Forepeak	10
Spars and Rigging	10
Sails and Canvas	11
Engine /Mechanical Equipment	12
Miscellaneous Items	12
Remarks	12
Exclusions	13

Disclaimer	13
PHOTOS	14
Dining	14
Bar	14
Line Drawing	16
CONTACTS	17
Contact details	17
Telephones	17
Office hours	17
Address	17

SPECIFICATIONS

Basic Information

Category: Cruising Sailboat

Model Year: 1986

Year Built: 1986

Refit Year: 2005

Country: United States

Dimensions

LOA: 80' 3" (24.46m)

Beam: 20' 3" (6.17m)

Max Draft: 8' 0" (2.44m)

Speed, Capacities and Weight

Cruise Speed: 7 Kts. (8 MPH)

Cruise Speed Range: 2000

Water Capacity: 725 Gallons

Fuel Capacity: 800 Gallons

Accommodations

Total Cabins: 3

Sleeps: 6

Crew Cabin: 2

Crew Berths: 4

Crew Sleeps: 4

Crew Heads: 1

Hull and Deck Information

Hull Material: Fiberglass

Engine Information

Engines: 1

Manufacturer: Caterpillar

Model: 3208 TC

Engine Type: Inboard

Fuel Type: Diesel

DETAILED INFORMATION

Introduction

One of the most significant features of "Ruling Angel" is the remarkable engineering improvements that the present owners chose to add to the vessel, prior to their circumnavigation. Under the guidance and design of the world famous composite engineers at High Modulus in Auckland, New Zealand, and the composite specialists at Austral Marine Ltd., "Ruling Angel" received a major hull, deck, bulkhead, and chainplate reinforcement refit which has created an unusually strong and capable offshore fast cruiser. This major refit, which cost in excess of \$750,000 has allowed the always shorthanded couple to complete their 65,000 plus mile world cruise in safety, comfort, and speed.

For drawings and description of this fantastic project, please contact the listing broker and details will be forwarded immediately.

Accommodations

The immediate pleasure of being aboard **RULING ANGEL** is from her wonderfully spacious areas. Seating for 12 persons in the sheltered, enclosable cockpit (10' x 10') with fixed, drop leaf dining table. Decks are clear, wide and of natural teak. The main salon is below, forward from the cockpit, all varnished teak and huge (16' x 20'). The navigation/communication station is here, aft to port. Bar and entertainment center are aft to starboard. Lounge seating for three to starboard plus ample room for two easy chairs with adjacent cocktail table. Breakfast bar is forward to starboard and open to the galley. Portside has dining banquette with seating for up to 10. All built-in cabinetry, furniture, and trim is of varnished teak. Three large staterooms aft, each ensuite with bath. Galley, laundry room, lounge, and two crew cabins are forward. Headroom averages 6'6". **RULING ANGEL** was created as a quality performance sailing yacht with the spacious accommodations of a motor yacht. She has excellent sailing qualities, good range under power, moderate displacement, and draft with ease of handling from her comfortable, sheltered cockpit. Traditional teak interior. **RULING ANGEL** is an 80' sailing auxiliary center cockpit cutter. Hull and deck of glass-reinforced core construction. Internal lead ballast, modified fin keel and Skeg hung rudder. Exterior finish is white Awlgrip, teak decks, and teak oval cap rails and trim are varnished. Center cockpit pedestal hydraulic steering with 47" teak rim Destroyer type wheel.

Salon

U-shaped settee to port surrounds a large table and bench settee to starboard with coffee table and two arm chairs. Television is to port and entertainment center to starboard with bar & two stools. Wet bar to starboard aft includes sink bottle storage & U Line ice maker.

Galley

Forward of the salon is a U-shaped galley to starboard with a dinette located opposite the galley with pantry alongside. Laundry room is opposite to port with Splendide washer/dryer. Sole is varnished teak replaced in 2004.

Refrigerator/freezer - Grunert, AC/DC

Stove/Oven - Gaggenau 110v stovetop with separate oven/broiler with 4-burners

Enclosed laundry has Splendide washer/dryer

Microwave/convection - Whirlpool

Dishwasher - Kitchen Aid

Double sink - stainless steel

Formica countertops

Pantry

Master Stateroom

The full beam master stateroom has walk-around queen size berth flanked to starboard by settee and two chests of drawers, entertainment center is forward. Double door hanging locker and ensuite bath with tub are portside. Average headroom is 6'6". The hand worked teak interior, with curves at every intersection, lends a warm traditional feeling.

Guest Stateroom, Port

Located port with queen size berth. Built-in bureau, hanging locker, bath with sink and stall shower. Head is Head Hunter power flush. Individual air conditioning, large mirror, telephone/intercom and port lights.

Guest Stateroom, Starboard

Located starboard with twin size lower berths. Built-in bureau, hanging locker, bath with sink and stall shower. Head is Head Hunter power flush. Individual air conditioning, large mirror, telephone/intercom and port lights.

Crew Cabins

Two crew cabins both port and starboard. Starboard had double sized berth and port had upper and lower berths. Both have air conditioning, fan, port lights, overhead vent hatch, speakers, 7' headroom, are varnished teak with teak and holly sole and door to head. Head is fitted with stall shower, sink, and Head Hunter power flush head.

Electrical System

Switchboard including 12V, 24V, 110V, and 220V, wiring and lights throughout, batteries and boxes, Mastervolt inverters, Mastervolt battery chargers and Northern Lights generators with aluminum sound boxes all updated to new in 2004.

Air conditioning - Cruisair

Shore power - (2) 50 amp 240v, outlets port and starboard, shore power Batteries - (12) 6-volt gel cell for 24v to power system hydraulics for winches, anchor, windlass and inverters.

Battery charging by 24v Lestek 80 amp alternator and 12v Leece Neville 120 amp alternator

Generators - (2) 20Kw Northern Lights, 1800 rpm, 4872/3495 hrs.

Inverters (2) Mastervolt 24/3000 and 12/2500 - NEW 8/08

Battery charging by 24v 80 amp Sentry constavolt and 12v 100-amp Sentry constavolt

Batteries - (8) 6-volt gel cell for 12v house system, (1) 8-D 12v gel cell for main engine and (1) 8-D 12v gel cell for generator starting. (Batt. new in 2005)

Electronics and Navigational Equipment

New equipment installed in 2004: flat screen monitor at bridge console, flat screen monitor at chart table, 2 flat screen TV's, sonar, air horn system, and B&G instruments. New wiring in 2004 for B&G, radar, radio, lights and sat phone.

Autopilot – Robertson AP300X

VHF radio - (2) ICOM IC M59 and M502

VHF radio antenna - one at spreader and one masthead

VHF radio - (2) handheld Raymarine Ray 100 and chargers

Sonar - Interphase forward looking

Wind indicator - B&G Hydra digital wind and speed

GPS/Plotter - (3) Northstar 952X, Furuno GP-500 & Northstar 941X

HF radio – A Sea 330 marine single side band with antenna tuner

Depth sounder – B&G Hydra 2000 and analog depth sounder

Speed log – B&G Hydra 2000 and analog boat speed

Repeater – B&G Hydra

Radar - Furuno

Flat screen TV – Sharp (salon)

Flat screen TV – Sharp (master stateroom)

DVD/VHS - Panasonic (salon)

DVD – Sony (master stateroom)

Receiver – Sony (salon)

Receiver – Sharp (master stateroom)

CD/DVD multi disc player – Sony (salon)

Speakers in each cabin

Speakers – Bose in cockpit

Computer – Flat screen monitor, keyboard and mouse

Clock and barometer – Weems and Plath (master stateroom)

Clock and barometer – Chelsea (salon)

SAT phone – KVH track phone

Paper charts for all cruising areas

Safety And Fire Protection

Life jackets – (12) Type 1

Fire extinguisher – (2) Badger, portable

Fire Extinguishers – (4) Halon portables

Fireboy – (2) Halon automatic

Harnesses – (10) with strobe lights

Boarding ladder – MarQuipt

Life raft – (1) Givens 12-person

MOB – (2), with lights on stern rail

EPIRB – (1) Alden Sat find 406

High water bilge alarm

Flares

Navigation Station

Varnished teak chart table with hinged lid & swivel chair.

Forepeak

Sails, lines, chain locker with access via foredeck hatch.

Spars and Rigging

Spars are aluminum by Hood. Internal furling mast has Hood Yacht System hydraulic furler. Headstay and innerstay sails have Hood Yacht System hydraulic furlers. Standing rigging is Nitronic 50 rod rigging. Stainless steel flat bar chain plates. Hydraulic boom vang and backstay adjuster by Nav Tec. Navtec back stays share the manual hydraulic system with the boom vang. Running rigging is high tech aramid fibers with double braid covers. Mast clearance is 113 ft including antennae. All lights and antennas were replaced new in 2004. Mast painted, rigging inspected 2004.

Halyard winches – (2) Bariant 28+, 2 speed

Stay sail sheet winches – (2) Bariant 736, 2 speed, hydraulic

Primary winches – (2) Bariant system 10ST, 4 speed, hydraulic

Halyard winches – (2) Bariant 32, 2 speed

Main sheet winch – (1) Bariant 736, 4 speed, hydraulic

Vents – (4) Dorade

Anchor windlass – (1) Maxwell 3500, hydraulic with two horizontal capstans and chain gypsies

Hydraulic pump for winches

Sails and Canvas

Main, staysail, Genoa, all replaced new in 2004.

(1) Furling main, Dacron, 1362 sq ft

(1) Furling 130% Genoa, Dacron, 1631 sq ft

(1) Set hard top clear enclosure curtains

(1) Furling staysail, Dacron, 850 sq ft

(1) Set, 11 pieces, cockpit cushions, Sunbrella covered open cell foam

(1) Helm seat

(1) Windshield screen cover, white

GROUND TACKLE:

(1) Stainless steel double bow roller

(1) 90# high tensile Danforth anchor

(1) 145# CQR anchor w/350' of 1/2 inch high tensile chain

(1) 105# CQR anchor w/300' of 1/2 inch high tensile chain

(2) 300' x 1 inch, three strand, nylon rodes

Fenders

Engine /Mechanical Equipment

Access is via aft passageway door. Main engine sits centerline. Generators and saddle tanks are outboard each side. Propulsion engine is a Caterpillar 3208 turbo V-8 rated at 325hp with 1.97:1 reduction gear rebuilt in 2004. Engine is flex mounted. Shafting is 2" stainless steel, one piece, supported by pillow block and strut mounted cutlass rubber bearing. Dripless stuffing box is flex mounted. Dual wet exhausts exit stern via flexible hose cooled by heat exchanger waste water. Engine front mounted hydraulic pump for bow thruster. Engine starting is 12v DC. Dual Racor primary fuel filters and Refine Co by-pass oil filter. Propeller is a Max prop, three blade.

(2) Saddle, GRP, approx 400 gallons each, total 800 gallons

Three tanks, one aluminum, under galley for crew, 125 gallons. Two, GRP, beneath guest berths, approx 300 gallons each, total 725 gallons

Watermaker – HRO, 52 gph

One and five eights inch, engine driven bilge pump for emergencies, (1) submersible, centrifugal of 2800 capacity with float switches. Sea Chest supplied by two large seacocks.

(1) 24v non-submersible bilge pump w/float switch and alarm

Miscellaneous Items

Fishing rod holders

Stainless BBQ

Worthington propane tanks

Dive compressor, 220v

Remarks

Considered perhaps the finest layout ever in an 80' cruising auxiliary, **RULING ANGEL** is a very goods sailing vessel with the ability to motor sail through the lulls. Notably dry at all times within the enclosable cockpit. Handling under sail is made a pleasure with hydraulic winches and hydraulic roller furling sails. In fair weather, sailing with the sheltered cockpit wide open, there is no greater enjoyment. Her combined good looks, wonderful interior and fine performance makes **RULING ANGEL** an excellent choice for short hand cruising or sailing with a crowd. She also would prove to be a well-received yacht for the charter industry.


Exclusions

Owner's personal belongings.

Disclaimer

The Company offers the details of this vessel or yacht in good faith but cannot guarantee or warrant the accuracy of this information nor warrant the condition of the vessel. A buyer should instruct his representatives, agents, or his surveyors, to investigate such details as the buyer desires validated. This vessel or yacht is offered subject to prior sale, price change, or withdrawal without notice.




PHOTOS





Dining




Bar







Line Drawing



CONTACTS

Andrey Shestakov, leading yacht broker of the sales department of Shestakov Yacht Sales Inc. Shestakov Yacht Sales Inc., the official representative of the Miami/Fort Lauderdale FL headquarters.

Contact details

Email: andrey@shestakovyachtsales.com

Web: shestakovyachtsales.com/en/

Telephones

USA: +1(954)274-4435

Office hours

Monday – Saturday: **9:00 - 21:00** EDT

Sunday: **closed**

Address



Harbour Towne Marina, 850 NE 3rd St,
STE 213, Dania, FL 33004