

SHEKINAH GLORY — HARGRAVE



Судостроитель: HARGRAVE

Год постройки: 2003

Модель: Моторная яхта

Цена: **ЦЕНА ЯХТЫ ПО ЗАПРОСУ**

Местонахождение: United States

Длина общая: 78' 6" (23.93m)

Ширина: 20' 0" (6.10m)

Мин. осадка: 5' 7" (1.70m)

Макс. осадка: 5' 9" (1.75m)

Крейс. скорость: 17 Kts. (20 MPH)

Макс. скорость: 21 Kts. (24 MPH)

Купить **SHEKINAH GLORY — HARGRAVE** а также выбрать подходящую вам яхту из нашего каталога яхт вам поможет опытный яхтенный брокер Андрей Шестаков. На сегодняшний день компания **Shestakov Yacht Sales Inc.** имеет большое количество яхт в собственном списке продаж, а также тесно сотрудничает со всеми крупными яхтенными производителями по всему миру.

Для того чтобы купить яхту **SHEKINAH GLORY — HARGRAVE** а также проконсультироваться по любому вопросу связанному с покупкой, продажей, чартером яхт позвоните по телефону **+7(918)465-66-44**.

ОГЛАВЛЕНИЕ

ОГЛАВЛЕНИЕ	2
ХАРАКТЕРИСТИКИ	6
Обзор	6
Основная информация	6
Размеры	6
Скорость, вместимость и масса	7
Размещение	7
Корпус и палуба	7
Информация о двигателе	8
ПОДРОБНОЕ ОПИСАНИЕ	9
Walkthrough	9
Salon	9
Galley	11
Forward Cabin Area	12
Starboard Side Cabin	13
Portside Forward Cabin	13
Forward Head	14
Pilothouse	14
Mid Ship Accommodation Companionway	17
Master Suite	17
Portside Head	18
Starboard Side Master Head	19
Portside VIP Cabin	20
VIP Head	20
Starboard Side Guest Cabin	21
Starboard Side Guest Head	21
Fore Deck	22
Boat Deck Equipment	23

Aft Deck	24
Lazarette	25
Engine Room	25
Electrical Equipment	28
Comments	29
Exclusions	30
Исключения	31
Отказ от ответственности	31
ФОТОГРАФИИ	32
Salon Looking Forward	32
Salon Looking Aft	32
Dining Area	32
Salon to Starboard	32
Salon Bar	32
Salon Bar	32
Galley Looking Aft to Port	33
Galley Looking Aft to Starboard	33
Galley Looking Forward to Starboard	33
Galley Looking Forward to Port	33
Main Deck Day Head	33
Galley Area Steps to Skylounge	33
Galley Area Steps to Forward Cabin	34
Forward Laundry	34
Starboard Cabin Looking Forward	34
Starboard Cabin Looking Aft	34
Port Cabin Looking Forward	34
Port Cabin Looking Aft	34
Forward Head	35
Forward Shower	35

Sky lounge Settee	35
Sky lounge Looking Forward	35
Sky lounge Bar	35
Sky lounge Looking Starboard	35
Sky lounge Helm	36
Sky lounge Day Head	36
Mid Ship Accommodation Stairs	36
Mid Ship Accommodation Companionway	36
Aft Laundry	36
Master Looking Aft	36
Master Looking Starboard	37
Master Looking Port	37
Master Looking Forward	37
Master Portside Head	37
Master Portside Tub	37
Master Starboard Side Head	37
Master Starboard Side Shower	38
VIP Looking to Port	38
VIP Looking Forward	38
VIP Head	38
Guest Cabin Looking Forward	38
Guest Cabin Looking Aft	38
Guest Cabin Looking Inboard	39
Guest Cabin Head	39
Fore Deck	39
Starboard Side Deck	39
Portside Deck	39
Boat Deck BBQ & Wet Bar	39
Coach Roof Equipment	40

Aft Deck Boarding	40
Aft Deck Looking to Port	40
Aft Deck Looking to Starboard	40
Aft Deck Bar	40
Steps to Boat Deck	40
Engine Room Looking Forward	41
Starboard Generator & Workbench	41
W.O.T. 6/18/2010 Sea Trial	41
Dual Anchor	41
Oct. 2013 Bottom Service	41
Oct. 2013 Bottom Service	41
Alternate Profile	42
Portside Profile	42
At Anchor in the Bahamas	42
Bahamian Anchorage	42
Bahamas Cruising	42
Atlantis	42
Bahamian Sunset	43
Alternate Profile	43
Layout	43
КОНТАКТЫ	44
Контактная информация	44
Телефоны	44
Время работы	44
Адрес	44

ХАРАКТЕРИСТИКИ

Обзор

Основная информация

Тип судна: Моторная яхта

Подкатегория: Flybridge with Euro Transom

Модельный год: 2003

Год постройки: 2003

Страна: United States

Верх: 2358

Размеры

Длина общая: 78' 6" (23.93m)

Длина по ватерлинии: 68' 6" (20.88m)

Длина палубы: 78' 6" (23.93m)

Ширина: 20' 0" (6.10m)

Мин. осадка: 5' 7" (1.70m)

Макс. осадка: 5' 9" (1.75m)

Длина привального бруса: 78' 6" (23.93m)

Скорость, вместимость и масса

Крейс. скорость: 17 Kts. (20 MPH)

Крейсерская скорость поворота: 2000 Kts.

Макс. скорость: 21 Kts. (24 MPH)

Макс. скорость поворота: 2300 Kts.

Водоизмещение: 170000 Pounds

Чистый вес: 114 Pounds

Вместимость воды: 435 Gallons

Вместимость сточного бака: 100 Gallons

Объем топливного бака: 2587 Gallons

Размещение

Всего кают: 5

Всего коек: 7

Спальные места: 10

Всего ком. состава: 7

Корпус и палуба

Материал корпуса: Fiberglass

Материал палубы: Teak

Комплектация корпуса: Semi-Displacement

Цвет корпуса: white

Отделка корпуса: Aluminum

Дизайнер корпуса: Hargrave Yacht Design

Дизайнер экстерьера: Hargrave Yacht Design

Дизайнер интерьера: Yacht Interior by Shelley

Информация о двигателе

Двигатели: 2

Производитель: Caterpillar

Модель: 3412

Тип двигателя: Inboard

Тип топлива: Diesel

ПОДРОБНОЕ ОПИСАНИЕ

Walkthrough

Just walking up to SHEKINAH GLORY before boarding one can quickly see this yacht has a generous owner who maintains her without regard to cost. Inside the evidence speaks for itself. Entrance to the vessel is through either side deck boarding gates just forward of centerline, from boarding gates on the Aft Deck or via the twin sets of stairs from the swim platform on the spacious Aft Deck.

A sliding stainless steel door leads into the Salon with ample seating, a Dining area and a bar area. Forward is a huge Galley with built in seating, a Day Head and access to the two Forward Staterooms that share a spacious Head.

From the bar area in the Salon are stairs leading down to the full beam Master, VIP and Guest Cabin each with a private Head.

Stairs from the same area in the Salon lead up to the Skylounge with the yacht's Pilothouse controls, bar, seating and a Day Head.

The large Engine Room is reached via a transom door from the swim platform.

Salon

Entered via the automatic sliding door the Salon is very open and bright due to the large side windows.

To port is an Ultra Leather loveseat with storage below. Built in, but made to look like loose furniture the starboard side of the loveseat has a narrow teak end table with an Absolute Black granite top. The port side has a corner end table with an art niche lit from above. Forward facing the centerline is a matching three cushion sofa with storage below. Next forward is a built in end

cherry table with an Absolute Black granite top, a large storage cabinet below and a table lamp with telephone above.

In front of the sofa and loveseat is a very large ottoman upholstered to match the sofas with abundant storage within.

Continuing forward is a built in dining settee that seats four to five in the curved fixed seating with three loose chairs with matching upholstery backs and Ultra Leather seating surfaces. The dining table has a cherry base with a round tempered glass top. There is abundant storage below the built in seating.

Starting aft on the port side is a cabinet perfect for storing a large DVD library followed by the entertainment locker which consists of a Denon audio/video receiver, Sat TV, a Niles Audio four area speaker selector control, a Pioneer 100 disc CD player, a Direct TV HD receiver, a Mitsubishi HiFi VCR and a Denon Progressive Scan DVD player. A Polk Audio subwoofer is also hidden in this area. A leather occasional chair is just in front of the electronics cabinet.

Next forward is a cherry TV cabinet with a new 40" Samsung LCD TV on an electric lift that hides from view when not needed. Storage cabinets flank the TV cabinet.

Further forward is a walk behind bar with two stainless steel swivel barstools. The bar has a two level black granite countertop, an under counter Kohler bar sink, a brass bar tap, a Sub Zero refrigerator/freezer with icemaker and a storage cabinet.

Forward are the stairs to the three aft cabins below deck and just inboard is a glass front crystal cabinet, drawer and cherry storage cabinet below.

Also in the Salon are digital AC controls, 26 halogen mini spots, many of which are on dimmer controls. A special oval tray ceiling in the center of the Salon has a fiber optic lighting as well as concealed rope lighting in the perimeter. There are five overhead speakers. The large side windows have Roman shades. AC delivery is via large port and starboard soffits for more even cool air delivery. The Salon has a carpeted sole and the bar area is black granite with Emperdor Dark diamond insets.

Galley

The Country Kitchen style Galley area is next forward from the Salon but well separated via an amply wide Companionway.

The main electric panel is to starboard followed by nine open tread carpeted stairs to the Skylounge.

To port is the L shaped Galley with very unique granite countertops, large side and forward windows and a very useful center island. Two swivel bar stools offer additional seating at the island.

Next forward is a built in L shaped settee to seat five with an Ultra Leather seating surface and an upholstered back. The settee is raised for a better exterior view. The table is smoked glass with a cherry and stainless steel base. There is ample storage below the cushions. Three large windows forward are covered with electrically operated pleated shades.

Centerline are six carpeted steps to the two forward cabins. To starboard are three large cabinets, one used as a pantry (could be fitted with a wine cooler) and the other two with large pull out drawers that hold canned goods and the yacht's dishes, pots and pans, etc.

A Pantograph door leads from the starboard side deck, perfect for loading the Galley with groceries!

Next aft is the Day Head. The bow front vanity has a double door cabinet below and an under mount china sink in the Emperdor Dark marble countertop above. A beveled edge mirror is above the sink. The toilet is a full size Head Hunter model. The sole is Emperdor Dark marble with black granite diamond inserts.

Galley equipment includes:

Varnished teak & holly sole

(5) High gloss cherry drawers

(11) High gloss cherry cabinets

Deep stainless steel sink w/Grohe faucet w/spray faucet

Built in soap dispenser

Garbage disposal

GE Profile 4 burner Ceran top cook top

GE Stainless steel Profile Advantium microwave convection oven

GE Triton stainless steel dishwasher

GE Profile stainless steel trash compactor

GE Profile Performance stainless steel side by side refrigerator/freezer

Faber slide out vent hood w/light

Island cabinet w/granite top & (2) swing out stools

(3) Electric blinds on forward windshield

20" Sony Aquos built in LCD TV

Central vacuum outlet

(14) Overhead halogen mini spots

(2) Stereo speakers

Digital AC controls

Forward Cabin Area

Down six centerline steps from the country kitchen Galley is the Forward Cabin area Companionway. The sole is teak and holly as is the sole for each of the two cabins and the Head.

A large door at the bottom of the steps closes off this area from the Salon. If the boat were crewed this would give additional privacy to this area.

The Companionway has two storage cabinets and a double door cabinet concealing the forward GE Spacemaker stacked washer and dryer. Three separate doors lead into the port and starboard cabins and the Forward Head.

Starboard Side Cabin

The Forward Starboard Side Cabin has two over/under berths with the upper being a significantly larger berth. Each berth has a halogen reading light. Above the upper berth is an opening stainless steel porthole and Roman shades. Below the upper berth are six cabinet doors offering a surprising amount of storage. Below the lower berth are two storage drawers. Aft of the berth is a half height hanging locker. Below is a nightstand with a burlwood top, a drawer and access to this cabin's air handler. Also in this cabin is a built in Sharp Aquos 15" LCD TV, digital AC controls, a Pioneer AM/FM/CD/DVD player with remote, a central vacuum outlet, two stereo speakers, three halogen mini spots and an overhead escape hatch.

Portside Forward Cabin

The Portside Forward Cabin has a double berth against the outboard bulkhead. Above the berth is a stainless steel opening porthole with Roman shades. A reading light is inboard. Below the berth are two cherry storage drawers as well as two Maxwell circuit breakers for the on deck windlasses.

Just aft of the berth is a half height cedar lined hanging locker with auto light and a burlwood top on the nightstand with a drawer and access to the cabin's air handler.

Also in this cabin is a built in 15" Sharp Aquos LCD TV, a Pioneer AM/FM/CD/DVD player with remote, three overhead halogen mini spots on a dimmer, digital AC controls, two stereo speakers, an escape hatch overhead and a central vacuum outlet.

It is this cabin that would be the Captain's Cabin if the owner utilized crew.

Forward Head

The Forward Head is to port just aft of the Port Cabin and entered via the common Forward Companionway. The bow front sink has two cherry cabinets below and an under mount Kohler sink with a Grohe two tone fixture above. The white marble countertop extends well aft for ample counter space.

Two beveled mirror cabinet doors are above the sink with the forward as a medicine cabinet with the aft covering an opening stainless steel porthole with drapes. Next aft is a large cherry cabinet for linen storage.

The toilet is a full size Head Hunter model. The stall shower has a bifold clear tempered glass door, a teak grate sole, a marble seat, a halogen light, an exhaust fan and a handheld or wall mountable fixture.

Also in the Head are six overhead halogen mini spots, a GFCI outlet and two tone accessory fixtures to match the faucet.

Pilothouse

The enclosed Pilothouse/Skylounge is reached from the steps adjacent to the Galley. The helm is on centerline. Being the only fixed helm aboard it contains all of the navigation gear which is both well laid out and very complete for a yacht of this size.

Aft to port is a marble topped two level bar with a Sub Zero refrigerator/freezer and icemaker behind a cherry door, an under mount Kohler bar sink, two storage cabinets and two swivel barstools on stainless steel bases.

Next aft is an L shaped settee with storage below and a cherry and glass coffee table lying in

front. Large side and aft windows are covered with Roman shades. The stainless steel sliding door leading to a Boat Deck has Duette shades.

To starboard is a Day Head with a bow front vanity with two cabinet doors below, a marble top with an under mount Kohler sink and a large cabinet and beveled mirror above. The toilet is a black Head Hunter head. The sole is teak and holly and the overhead is mirrored. A large side window is covered with Roman shades.

Back in the Skylounge, next forward is a cherry cabinet with a burlwood top that has a pop up Panasonic 37" plasma TV with two storage cabinets in front. Another cabinet houses a Denon Progressive Scan DVD player and a Mistubishi VCR player.

A unique cabinet forward is the perfect size for those cumbersome chart books. Also in the Skylounge are sixteen overhead halogen mini spots, two red night operating lights, digital AC controls four stereo speakers, a carpet runner and an inset ceiling detail much like that of the Salon.

Pilothouse Equipment:

(2) Black Ultra Leather Stidd helm chairs

Wood & stainless steel helm wheel

6" Danforth Constellation magnetic compass

(2) Caterpillar digital engine displays

(3) 17" Samsung flat screen displays for radar/plotter/CCTV

Raymarine ST60 digital/analog wind display

(2) Raymarine ST60 digital depth sounders

(2) Standard Horizon Spectrum Plus w/DSS VHF radios

(2) ACR RCL 100 searchlight controls

(2) Maxwell windlass controls

Bennett trim tab controls w/LED indicators

(2) Raymarine RN300 GPS units

Raymarine ST7001+ autopilot

Naiad stabilizer Multisea II control panel

Raymarine ST60 rudder angle indicator

Horn switch

Naiad joystick bow thruster control

Stern thruster control

Glendinning engine controls

Elbex closed circuit TV controls

(3) Electric blinds for forward window shades

(2) Dell computers

(2) ProSine inverter controls

Bilge pump control panel w/indicator & alarm

(8) Sat receivers mounted in rack under brow

Nobeltec charting software

Nobeltec 4.5 PC radar

KVH Tracvision

Seatel sat phone

(3) Windshield wiper controls w/washers

Glendinning wired handheld remote w/bow & stern thruster controls

(4) Electric Wema fuel tank gauges

(2) Electric Wema water tank gauges

Central vacuum outlet

(2) Wireless keyboards

Syrens WiFi signal booster system

Mid Ship Accommodation Companionway

Access to the Mid Ship Accommodations is via eight curved cherry steps immediately below those going up to the Skylounge but accessed from the bar area in the starboard forward section of the Salon.

At the base of the steps going aft is the double door access to the Master Suite. Forward are two doors concealing the GE Spacemaker stacked washer and dryer (the second one aboard).

To both port and starboard are entrances to the two Guest Suites.

The sole of this area is carpet inlaid into a black granite and Emperor Dark marble border.

The overhead has a small oval tray inset with both rope lights and halogen mini spots.

A marble and cherry shelf to port has artwork hanging above.

Master Suite

The Master Cabin of the 78' Hargrave is spectacular. Entering through arched double cherry doors the berth is on the aft bulkhead framed with two burlwood columns flanking five beveled edge smoked mirrored panels, the outer two with attractive sconce lights. An upholstered headboard is centered. The small soffit above has matching smoked mirrors, three halogen mini spots and concealed rope lights.

The berth is king size with burlwood topped nightstands either side with storage cabinets below. On both the port and starboard sides of the berth are large burlwood drawers.

At the foot of the berth is a cherry cabinet with a pop up 24" Insignia LCD HD (new 2012) TV with a large upholstered stool next forward.

On either side of the nightstands are access doors to the His and Her Heads.

To the port side of the cabin is a bow front chest of twelve drawers with a burlwood top. Above are three sliding Soji screen panels that cover two opening stainless steel portholes. Next forward is a full size cedar lined auto lit hanging locker.

On the forward bulkhead is a cherry bar cabinet with a burlwood top and a U Line refrigerator/icemaker behind a cherry door, a storage cabinet, a hinged top over a Kohler bar sink and two cabinets above for additional storage. Next inboard are the cabin's entry doors.

On the starboard side is a double door cabinet that houses the cabin's Denon DVD player and Mitsubishi VCR. The four other shelves make perfect shoe storage. A digital safe is also in this locker.

Continuing aft is a large cedar lined auto lit hanging locker followed by a chest of twelve drawers with three panel Soji screens above concealing two opening stainless steel portholes matching those to port.

Next inboard is the access door to the Starboard Side Head.

Also in this cabin are digital AC controls, stereo speakers, a Pioneer AM/FM/CD/DVD player with remote, 8 halogen mini spots above, and rope lighting under the berth and behind the valances.

Portside Head

The Portside Head has a matching two tone stone sole, a bow front vanity with three cabinets and eight drawers below and a Kohler under mount sink in the Emperor Dark marble countertop. Three beveled edge smoked mirrored panels and a fourth cherry cabinet door serve as medicine cabinets. Two sliding Soji panels in front of an opening stainless steel porthole are

over the full size Head Hunter toilet.

Also in the Head are five halogen mini spots in the mirrored overhead, a GFCI outlet and two tone fixtures.

The large shower is of Emperdor Dark marble with Absolute Black Granite diamond insets. There are both port and starboard frosted glass entry doors to each head with matching side lights. The fixture is handheld or wall mountable. Also in the shower is a marble seat, an exhaust fan and two halogen mini spots.

Starboard Side Master Head

The Starboard Side Master Head has a marble sole with an Emperdor Dark border and diamond shaped inserts set into Absolute black granite.

The bow front vanity has three cabinet doors and four small drawers below.

A Kohler under mount sink is set below the Emperdor dark marble countertop. The beveled edge mirror cabinet above serves as medicine cabinet.

Another cherry cabinet and two sliding Soji screen panels concealing an opening stainless steel porthole is above the full size Head Hunter toilet.

A fiberglass Jacuzzi tub is tiled with Emperdor dark marble around the perimeter and sides. The tub has two tone Grohe fixtures as well as a handheld shower fixture.

Also in this area are eight halogen mini spots in the mirrored overhead, an exhaust fan, a GFCI outlet and an obscured glass door into the shower of the Portside Head.

Portside VIP Cabin

Portside VIP Cabin has a queen berth against the outboard bulkhead. Inboard is a large black marble topped nightstand with one large drawer below and a smoked beveled mirror panel with a sconce light above. A mirrored soffit with two reading lights is over the head of the berth.

Outboard are six cherry storage cabinets and an opening stainless steel porthole with a Roman shade. At the foot of the berth is a built in Sharp Aquos 15" LCD TV, a Pioneer AM/FM/CD/DVD player with remote and a cedar lined hanging locker with auto light.

The entrance to the en suite Head is forward. Adjacent is a unique five shelf corner cabinet for extra storage.

Also in this cabin are five overhead halogen mini spots, digital AC controls, two stereo speakers, rope lighting under the berth and behind the valance for the shades.

VIP Head

The VIP Head has a black marble sole that matches the vanity top. The bow front cherry vanity has two storage cabinets below, two small cabinets above and a beveled edge mirrored medicine cabinet as well as Roman shades over an opening stainless steel porthole.

The toilet is a black full size Head Hunter model. The stall shower has a clear tempered glass bifold door, a teak grate sole, a marble seat, a handheld or wall mounted shower fixture and a light.

Also in the Head are an exhaust fan, a GFCI outlet and four overhead halogen mini spots in the mirrored overhead.

Starboard Side Guest Cabin

The Starboard Guest Cabin has two over under berths outboard. Above the upper berth is an opening stainless steel porthole behind Roman shades. Below the lower berth are two large storage drawers.

Each berth has a reading light. The lower berth has a nightstand with a cabinet and a burlwood top. At the foot of the berth is a full size cedar lined auto lit hanging locker.

Inboard is a chest of six cherry drawers with a burlwood top, a built in 15" Sharp Aquos LCD TV and a beveled mirror panel. Next forward is the access door and one step up to the en suite Head.

Also in this cabin are digital AC controls, two stereo speakers, a Panasonic AM/FM/CD/DVD with remote, rope lighting under the berth and behind the valance and X overhead halogen mini spots.

Starboard Side Guest Head

The sole of the Head is varnished teak and holly. The bow front vanity has two cabinet doors below and a Kohler under mount sink below the white marble countertop. Above the sink are four small cabinet doors, an opening stainless steel porthole behind Roman shades and a beveled edge mirrored medicine cabinet door forward.

The toilet is a full size Head Hunter model.

The stall shower has a bifold tempered glass door, a marble seat, a light, a teak grate sole and a handheld or wall mountable fixture.

Also in the Head are two additional storage cabinets, an additional beveled edge mirror, four

halogen mini spots in the mirrored overhead, an exhaust fan, a GFCI outlet, two tone Grohe fixtures and matching towel bars.

Fore Deck

Fiberglass non skid decks

(2) Maxwell 3500 anchor windlasses under fiberglass raised hinged cover w/(4) deck switches on deck

(2) 100 lb. Airtex stainless steel Plow anchors w/approx. 200' chain each

Raised fiberglass bulwarks w/oversized stainless steel bow rails

Airtex stainless steel cleats

Port & starboard storage lockers in trunk cabin

(2) Large access hatches into anchor lockers

(3) Windshield wipers at Skylounge

International navigation lights

Port & starboard boarding gates w/hinged rail section

Starboard side entry door into Galley area

Dual spring line cleats port & starboard

(10) Overhead courtesy lights on house overhead

Bow seating area & Sun Lounge area on forward trunk cabin w/removable cushions & cover

(2) Escape hatches from bow staterooms

Fresh water wash down

Saltwater wash down

(4) Port & (4) starboard deck level courtesy lights forward

Starboard side locker w/50 amp 220 volt shore cord inlet, TV/telephone inlet & par shore water inlet

Frameless cabin side windows

Wide walk around side decks

Forward Galley windshield cover

Boat Deck Equipment

Fiberglass non skid deck

(3) DC lights in overhang

(2) Polyplaner Stereo speakers in overhang

Stainless steel trimmed sliding glass door to Skylounge w/electric eye

30" Life ring

ACR Sat 406 EPIRB w/hydrostatic release

Fiberglass cabinet w/stainless steel sink, hot & cold taps & a Jenn Air electric grill w/exhaust fan & (3) storage cabinets

Top loading Kenmore chest type freezer

Removable 7 step stainless steel ladder to Wheelhouse hardtop

Glass & stainless steel sliding hatch over Aft Deck stairway

Aluminum chocks for tender

Winslow 8 man life raft w/hydrostatic release

Quick lift 2000 lb lift fully articulating electric davit – completely rebuilt 2013

(2) Aft facing floodlights on Boat Deck

Stainless steel flag pole

Aft facing quartz light on mast

100 lb. Danforth style aluminum spare anchor mounted on Boat Deck

Aft Deck

Fiberglass deck w/teak overlay

Varnished teak table w/cover & dual stainless steel mounts w/adjustable height

5 Person bench seat w/removable cushions & cover

(2) Large columns either side of the aft seating that serve as structured support as well as add a classic look to the area

(13) Overhead lights, six dedicated to soffit over table

(2) Overhead stereo speakers

(5) Teak tread steps to swim platform both port & starboard w/courtesy lights

Hinged stainless steel gate at top of swim platform steps

Electric eye for sliding stainless steel entry door to Salon

(3) Loose teak chairs

Aft facing camera

(2) Maxwell 2200 stern line handling capstans w/foot switches

6 Step Marquipt sea stairs hidden in custom portside locker

Fresh water wash down

Salt water wash down

Teak soft pad on Aft Deck for equipment removal

(10) Steps to Flybridge w/stainless steel handrail

Storage lockers in starboard pilaster & under Flybridge steps

Portside fiberglass bar cabinet w/sink, Sub Zero refrigerator w/icemaker & additional storage in cabinet below

Non skid fiberglass Integral swim platform

(4) Stainless steel hoop rails at aft end of swim platform

Custom full Aft Deck enclosure w/Textulene insert for privacy on Aft Deck

Spare Aft Deck enclosure for storage periods without windows made from white Sunbrella

Freshwater hot & cold shower in locker to portside

Centerline watertight Engine Room door

(2) Stern cleats on swim platform

Lazarette

Lazarette is accessed by a large hatch in the swim platform. Equipment includes:

(2) Hydraulic steering actuators

Autopilot feedback sensor

(2) DC Hold lights

High water alarm

Sump tank w/auto/electric bilge pump

Trim tab reservoir & control unit

Electric stern thruster

(2) Underwater lights

Engine Room

(3) Teak steps leading down from swim platform

(2) 89 lb. FE 241 Sea Fire fire suppression cylinders

(2) 230 Volt intake blowers

(2) 230 Volt extractor blowers

Hydraulic steering reservoir w/pressure gauge & oil coolers

Reverso 6 point oil change pump w/manifold

Naiad hydraulic bow thruster system

Naiad 254 roll stabilizer system w/9 square foot fins

Articulating closed circuit TV camera

(4) AC fluorescent lights

(4) DC incandescent lights

Dripless shaft seals on main shafts w/(2) spare seals mounted on shafts

100 Amp cablemaster shore power cord on reel w/port & starboard entry tubes

(2) CAT gauge panels w/manual gauges

CAT engine hour meters

(2) AC freshwater pumps

Freshwater spigot w/hose

(3) Air conditioning & water circulation pumps

(8) Cruiseair Air conditioning compressors as follows:

Skyounge 48,000 BTU

Salon 48,000 BTU

Galley 30,000 BTU

Master Cabin 24,000 BTU

Guest 1 10,000 BTU

Guest 2 7000 BTU

Guest 3 7000 BTU

Guest 4 7000 BTU

All units descaled & cleaned 2012

Stabilizer/bow thruster raw water cooling pump w/heat exchanger

Dual Racor 900 fuel filters for each engine w/vacuum gauges

Dual Racor 500 fuel filters for each generator

Glendinning engine controls

GFCI outlet in Engine Room

Hand operated bilge pump

Fuel transfer pump w/Fill Rite meter

Head Hunter Tidal Wave waste treatment system

High water alarm sensor

Nutone central vacuum unit

Mounted toolbox

Workbench w/sink, vise w/(5) drawers & a cabinet

(5) Electric/automatic bilge pumps

(3) Automatic sump pumps

ZF 2.03 to 1 reduction gears

3" Stainless steel prop shafts

5 Blade Nibral 37" x 32.5" main propellers

(7) Fuel tanks as follows:

686 g under Master Stateroom

576 g under Forward Companionway

2 x 308 g in Engine Room

2 x 297 g in Engine Room

115 g as day tank in Engine Room

Expansion tanks for main engine cooling systems

Aircep crankcase ventilation systems

Cobalt Sterilight UV sterilizer for water maker

Sea Recovery 1200 GPD watermaker

110 Volt air compressor

Underwater exhaust

(2) Underwater lights (new lens & bulbs 2012)

Hydraulic steering

24 Volt Groco water pressure pump

(4) Step Marquipt vertical boarding ladder

New engine exhaust insulation, 2010

Electrical Equipment

Port Northern Lights 33 kw generator in sound shield w/1778 hrs.

Starboard Northern Lights 33 kw generator in sound shield w/1750 hrs.

(2) Generator gauge panels w/start/stop controls

(4) 8D 12 volt batteries for engine starting (24V)

(4) 8D 12 volt batteries for ship's service (24V)

(4) 8D 12 volt batteries for inverter system

(2) 4D 12 volt batteries for generator starting

(2) 8D batteries for windlass located forward

(2) 8D batteries for stern thruster

50 Amp Acme shore power transformer

100 Amp Acme shore power transformer

Shore power main inlet breakers

Dolphin 24 volt 100 amp ship's service battery charger - new 2012

Dolphin 24 volt 50 amp windlass/stern thruster battery charger

Dolphin 24 volt 80 amp engine battery charger

Dolphin 24 volt 80 amp charger for inverter system

Dolphin 12 volt 30 amp charger for generator batteries

(4) Battery cut off switches

(2) Battery parallel switches

Pilothouse electrical panel with the following:

24 Volt digital volt & amp meter & (17) breaker protected circuits

12 Volt panel w/(12) breaker protected circuits

Bilge pump & nav light

Graphic panel w/LED lights

Freedom/Combi inverter/charger

24V to 12 volt converter

(6) Engine Room analog volt meters for all (6) battery banks

Generator start/stop controls at main electrical panel

(3) Power management rotor switches at main electrical panel

Main AC panel w/220 volt Bus #1 w/digital volt & amp meter & (12) breaker protected circuits

Main AC panel w/220 volt Bus #2 w/digital volt & amp meter & (16) breaker protected circuits

Main panel w/110 volt Bus #1A, 1B, 2A, 2B, each w/digital volt & amp meters & a total of (32) breaker protected circuits

Main panel inverter Bus w/digital volt & amp meter & (10) breaker protected circuits

Main panel 24 volt system w/digital volt & amp meters & (20) breaker protected circuits

Comments

SHEKINAH GLORY offers a huge amount of amenities for a yacht of her size. Highlights include five cabins, and day heads on both the Skylounge and main deck levels. Her Skylounge is somewhat rare for a boat of this size but offers yet another area that increases her volume.

Hargrave offers great value and features in a semi custom boat that provides the opportunity to have an individualized profile and arrangement. SHEKINAH GLORY is no exception!

Very evident after a quick walkthrough is the owner's dedication to top flight maintenance that starts with the exterior gel coat finish and continues on all the way through to the neat, orderly, immaculate Engine Room.

Her owner has never delayed a yard visit, missed an oil change nor scrimped in any way. All systems are maintained to the highest standards with an open checkbook by a fastidious owner/operator.

April 2012 yard visit included the following items:

AC units descaled & cleaned

New shaft seals installed

New port shaft dripless shaft seal assembly

Port & starboard rudders repacked

All teak decks sanded

New zincs

Replaced lens & bulbs for underwater lights

Replace thru hull for AC system

(7) New Sat TV receivers

Major service of stabilizers incl. seals, torque arms, pins, etc. as needed (\$5200.00)

October 2013 yard visit included the following items:

Two coats of Micron CSC bottom paint after thorough bottom sanding Prop speed on props and shafts SHEKINAH GLORY is in impeccable condition inside and out. Owner spared no expense in maintaining this yacht to the highest standards. A close inspection will quickly prove this!

Exclusions

While every effort was made to list all pertinent included equipment aboard SHEKINAH GLORY, there are some personal belongings aboard. Prospective purchasers should assume any item

not specifically mentioned herein will not convey at closing. (2) Sea Doos are named exclusions.

Исключения

При продаже яхты исключаются личные вещи владельца.

Отказ от ответственности

Компания предоставляет описание судна или яхты добросовестно, но не может гарантировать точность этой информации, а также не ручается за техническое состояние. Покупатель должен проинструктировать своих агентов или оценщиков исследовать представленную информацию более подробно, по собственному желанию. Продажа судна или яхты, изменение цены или снятие с продажи будет происходить без предварительного уведомления.

ФОТОГРАФИИ

Salon Looking Forward



Salon Looking Aft




Dining Area



Salon to Starboard



Salon Bar



Salon Bar



Galley Looking Aft to Port



Galley Looking Aft to Starboard



Galley Looking Forward to Port



Galley Looking Forward to Starboard




Main Deck Day Head



Galley Area Steps to Skylounge



Galley Area Steps to Forward Cabin



Forward Laundry



Starboard Cabin Looking Forward



Starboard Cabin Looking Aft




Port Cabin Looking Forward



Port Cabin Looking Aft



Forward Head



Forward Shower



Skylounge Looking Forward



Skylounge Settee



Skylounge Bar



Skylounge Looking Starboard



Skylounge Helm



Skylounge Day Head



Mid Ship Accommodation Stairs



Mid Ship Accommodation Companionway



Aft Laundry



Master Looking Aft



Master Looking Starboard



Master Looking Port




Master Looking Forward



Master Portside Head



Master Portside Tub



Master Starboard Side Head



Master Starboard Side Shower



VIP Looking to Port



VIP Looking Forward



VIP Head



Guest Cabin Looking Forward



Guest Cabin Looking Aft



Guest Cabin Looking Inboard



Guest Cabin Head



Fore Deck



Starboard Side Deck



Portside Deck



Boat Deck BBQ & Wet Bar



Coach Roof Equipment



Aft Deck Boarding



Aft Deck Looking to Port



Aft Deck Looking to Starboard



Aft Deck Bar



Steps to Boat Deck



Engine Room Looking Forward



Starboard Generator & Workbench



W.O.T. 6/18/2010 Sea Trial



Dual Anchor



Oct. 2013 Bottom Service



Oct. 2013 Bottom Service



Alternate Profile



Portside Profile



At Anchor in the Bahamas



Bahamian Anchorage



Bahamas Cruising



Atlantis



Bahamian Sunset



Alternate Profile



Layout



КОНТАКТЫ

Андрей Шестаков (Andrey Shestakov) – ведущий яхтенный брокер отдела продаж яхт и судов компании Shestakov Yacht Sales Inc. Официальный представитель Shestakov Yacht Sales Inc. для русскоговорящих клиентов в центральном офисе компании в Майами/Форт Лодердейл/Флорида/США.

Контактная информация

Email: andrey@shestakovyachtsales.com

Web: shestakovyachtsales.com

Телефоны

Краснодарский край: **+7(918)465-66-44**

США, Майами, Флорида: **+1(954)274-4435**

Время работы

Понедельник – Суббота: **9:00 - 21:00**
EDT

Воскресенье: **Закрито**

Адрес



Harbour Towne Marina, 850 NE 3rd St,
STE 213, Dania, FL 33004